

moda BAKE SHOP



Easy

This quilt finishes at 54" x 62".

Ingredients:

3 Charm Packs 5" squares of Moda Summer Breeze IV (each pack has 42 squares)

- 105 squares needed, the remaining squares I used in the backing design

2 1/4 yards white background fabric, cut into 5" squares, 84 total

5/8 yards binding fabric

For the backing, instead of one single fabric, I used several different pieces of solid white and blue and any remaining Summer Breeze squares for a custom look

OR you could pick out your favorite summer breeze IV bolt and get 3 1/4 cut for backing material.

Instructions:


This quilt pattern starts out with a basic 9 patch block. I started by picking out 5 Summer Breeze squares and 4 white squares. I arranged these as seen in the photo below.

2/11/2017


Original Recipe can be found at www.modabakeshop.com

Recipes are sometimes altered to correct errors. Please ensure that you have downloaded the most recent Printer Friendly Version before starting your project. If you find a mistake in this pattern, please contact modabakeshop@unitednotions.com.

This is an original pattern not intended for sale.



From there, I sewed these together row by row to have a completed 9 patch block. This quilt requires 21 completed 9 patch blocks. From there, you make 2 diagonal cuts across the blocks.



I changed my rotary blade before making these cuts. I made sure to align the ruler as best I could through the points of each square.



Since making these cuts, the bias edge is now exposed, I handled these piece gently to avoid stretching them. I flipped the triangles around so the white square lined up right next to the other square.



I sewed these blocks together taking care to line up the printed fabric points.

2/11/2017


Original Recipe can be found at www.modabakeshop.com

Recipes are sometimes altered to correct errors. Please ensure that you have downloaded the most recent Printer Friendly Version before starting your project. If you find a mistake in this pattern, please contact modabakeshop@unitednotions.com.

This is an original pattern not intended for sale.



This is a finished block for this quilt. You will have 42 blocks that look like this. Then I rearranged each block alternating the white diagonal direction to create the fun visual effect. I used my design wall as a placeholder for each block to figure out how it would look.



From here, I sewed up the rows horizontally and started on my binding. I love a white binding, but since those can get dirty quickly, I chose a blue color instead for a vibrant finish.



The backing of this quilt was customized by me just as a fun way to make it reversible. Otherwise, you will need 3 1/4 yard of one type of fabric to create a backing.

2/11/2017

Original Recipe can be found at www.modabakeshop.com

Recipes are sometimes altered to correct errors. Please ensure that you have downloaded the most recent Printer Friendly Version before starting your project. If you find a mistake in this pattern, please contact modabakeshop@unitednotions.com.

This is an original pattern not intended for sale.



Yield:

This quilt finishes at 54" x 62". A perfect size for a throw quilt and a nice comfy cozy addition to a sofa or rocking chair.

This was a fun, quick, and easy quilt to make. The floral design and summer colors were lovely to sew while it was zero degrees outside. I'm so glad I found this Crystal Charm pattern. Sometimes it just feels good to get the sewing machine humming along at a nice clip to keep the winter blues away.

Moda Bake Shop Chef Jenny Gogel

www.wildwhippoorwillarts.com

Pattern courtesy of *Marjorie Rhine of Quilt Design NW*. Please visit her [website and shop!](#)

2/11/2017

Original Recipe can be found at www.modabakeshop.com

Recipes are sometimes altered to correct errors. Please ensure that you have downloaded the most recent Printer Friendly Version before starting your project. If you find a mistake in this pattern, please contact modabakeshop@unitednotions.com.

This is an original pattern not intended for sale.