

The Flower Farm

12 MONTH BLOCK OF THE MONTH PROGRAM

FEATURING *The Flower Farm* BY BUNNY HILL DESIGNS & MODA FABRICS

• SHOP GUIDE •



BUNNY HILL DESIGNS

• SHOP GUIDE •

THE FLOWER FARM

This shop guide was created to help increase your sales for the "The Flower Farm" Block of the Month, and we hope that it will make your life easier and more efficient when cutting fabrics for each month. If you need any graphics or photos for your newsletters or website, send us an email: info@bunnyhill.com.

Included in this shop guide, you will find:

- A color swatch card with SKU #'s to help you identify the fabrics when cutting.
- Suggested wording to help with advertising in your newsletter or website.
- Suggestions to make this block of the month more fun for your customers.
- A cutting guide for each block explaining how to cut 12 kits without waste.

Here are some ideas we hope will inspire you to have fun and engage your customers in this special Floral Block of the Month.

- Start a "Garden Club" and have some fun! When your customers come in to pick up their first block, include a Garden Club membership card. Use this card to promote your shop and create a loyalty program. Members with this card get a percentage discount on their purchases for that day.
- Pick up a batch of flowers from your local grocery store every time your members get together. Then, have a drawing for the flowers, and the lucky winner takes them home.
- Choose a snail or flower applique from the center of one of the 6" blocks and have everyone make a pincushion. Order charm packs of "The Flower Farm" and have those available for purchase. Make sure you have the supplies they need so they can purchase them from your shop, such as little bags of ground walnut shells, charm packs, ribbons, or flower buttons to embellish. Start with two 5" squares, have them applique a snail or a flower on one square. Place squares right sides together, stitch around edges, leaving a 1½" opening for turning. Turn right side out. Press lightly. Fill the opening with approximately 1 cup of ground walnut shells and slip stitch opening closed.
- Have a show and tell at the next meeting so everyone can show off their pincushions. Order some Tulip Applique Pins to have available for purchase on that day.
- Pick up some packages of assorted flower seeds at your local garden store. Package these in little kraft bags, and let your customers choose a bag to take home. They can plant their seeds in a pot or outdoors (depending on the season) and then share photos when they bloom.

Ideas continued:

- Encourage your customers to use their applique pattern to create gifts or fun things for themselves.
Use the bunny applique from Block 3 to make an applique pillow for a garden or bunny lover.
Use the little pot of heart flowers in Block 4 for a small pillow or door hanger for Valentine's Day.
If they have a friend who loves cats, use the cat and a flower from Block 5 to create a little "door hanger" or pillow as a gift.
Make a bench cushion using the five tulips from block eight. Use fusible web for the applique and blanket stitch or edge stitch in place.
- Month Twelve: This is the time to hand out the border and binding fabric and host a "Garden" party. Decorate your shop with pots of flowers from your local garden shop. Provide some cookies, coffee, tea, etc., and have some fun. Do a show and tell so everyone can see each other's progress on the quilt.

• SUGGESTED ADVERTISING •

The Flower Farm

Twelve Month Block of the Month
From... "Your Shop Name" and Bunny Hill Designs

It's not very often that you find a quilt this cute, and we're excited to bring it to you! If you love flowers as we do, we think you'll love this quilt. Each block has its own personality, and together they make a very special quilt. For twelve months, you will receive one block pattern and the fabric to complete the block. Month #12 includes the border and binding fabrics with directions for completing the quilt!

Join our Block of the Month club and make an heirloom quilt that everyone will enjoy for years to come.

The embroidery floss and fabric backing are available to order when you sign-up for the Flower Farm Block of the Month.



The Flower Farm

By Bunny Hill Designs & Moda Fabrics



3010-11
Flower Garden
Lily



3010-16
Flower Garden
Primrose



3010-18
Flower Garden
Blush



3011-11
Early Bloomers
Lily



3011-16
Early Bloomers
Thistle



3011-19
Early Bloomers
Begonia



3011-23
Early Bloomers
Primrose



3011-25
Early Bloomers
Posie



3012-12
Meadowsweet
Thistle



3012-14
Meadowsweet
Begonia



3012-17
Meadowsweet
Blush



3013-11
Fairybells
Lily



3013-14
Fairybells
Thistle



3013-15
Fairybells
Begonia




3013-19
Fairybells
Posie



3013-20
Fairybells
Blush




3014-15
Flower Bed
Begonia



3014-17
Flower Bed
Posie




3015-11
Dahlia Dots
Lily



3015-12
Dahlia Dots
Lily-Thistle



3015-18
Dahlia Dots
Begonia




3015-21
Dahlia Dots
Posie




3016-13
Trellis Stripe
Lily



3016-15
Trellis Stripe
Thistle











3016-18
Trellis Stripe
Begonia












3016-20
Trellis Stripe
Posie

Block One.....Cutting for 12 Kits

*One-way pattern









FABRIC		USED FOR	STRIP WIDTH	LENGTH OF EACH SEGMENT	# OF CUT STRIPS	TOTAL # INCHES CUT FROM BOLT
	Early Bloomers Primrose 3011-23	Tulip	5"	7"	2	10"
	Meadowsweet Begonia 3012-14	Bird's wing	3.5"	3.5"	1	3.5"
	Fairybells* Begonia 3013-15	Flower pot	7"	7"	2	14"
	Flower Bed* Posie 3014-17	Leaves	7"	7"	2	14"
	Dahlia Dots Lily 3015-11	Background	7"	14"	4	28"
	Dahlia Dots Posie 3015-21	Bird's body	5"	7"	2	10"
	Trellis Stripe* Lily 3016-13	Background	8"	14"	4	32"
	Trellis Stripe* Thistle 3016-15	Stem	7"	7"	2	14"

Block Two.....Cutting for 12 Kits










FABRIC		USED FOR	STRIP WIDTH	LENGTH OF EACH SEGMENT	# OF CUT STRIPS	TOTAL # INCHES CUT FROM BOLT
	Early Bloomers Lily 3011-11	Backgrounds	14"	7"	2	28"
	Early Bloomers Begonia 3011-19	Flowers	7"	3.5"	1	7"
	Early Bloomers Posie 3011-25	Backgrounds	14"	7"	2	28"
	Meadowsweet Begonia 3012-14	Flowers	7"	3.5"	1	7"
	Meadowsweet Blush 3012-17	Backgrounds, flower center	6"	7"	2	12"
	Fairybells* Lily 3013-11	Background	10"	10"	3	30"
	Fairybells* Thistle 3013-14	Backgrounds	5"	7"	2	10"
	Flower Bed* Begonia 3014-15	Snail's body, leaves	7"	7"	2	14"
	Flower Bed* Posie 3014-17	Petals, flower, leaves	7"	14"	4	28"

Block Two.....Cutting for 12 Kits

*One-way pattern



FABRIC		USED FOR	STRIP WIDTH	LENGTH OF EACH SEGMENT	# OF CUT STRIPS	TOTAL # INCHES CUT FROM BOLT
	Dahlia Dots Lily 3015-11	Backgrounds	10"	10"	3	30"
	Dahlia Dots Lily-Thistle 3015-12	Background	13"	7"	2	26"
	Dahlia Dots Begonia 3015-18	Flower, flower centers	3.5"	7"	2	7"
	Dahlia Dots Posie 3015-21	Snail's shell, flower, flowers centers	3.5"	7"	2	7"
	Trellis Stripe* Lily 3016-13	Background	5"	10"	3	15"
	Trellis Stripe* Thistle 3016-15	Stems, leaves	7"	7"	2	14"
	Trellis Stripe* Begonia 3016-18	Leaves	3.5"	3.5"	1	3.5"
	Trellis Stripe* Posie 3016-20	Leaves	3.5"	3.5"	1	3.5"

Block Three.....Cutting for 12 Kits










FABRIC		USED FOR	STRIP WIDTH	LENGTH OF EACH SEGMENT	# OF CUT STRIPS	TOTAL # INCHES CUT FROM BOLT
	Early Bloomers Primrose 3011-23	Tulips	10"	3.5"	1	10"
	Meadowsweet Thistle 3012-12	Bunny	10"	7"	2	20"
	Fairybells* Thistle 3013-14	Leaves	7"	7"	2	14"
	Flower Bed* Begonia 3014-15	Snail's body, flowers	7"	7"	2	14"
	Flower Bed* Posie 3014-17	Bunny's ear, tail, flowers	3.5"	7"	2	7"
	Dahlia Dots Lily-Thistle 3015-12	Background	7"	14"	4	28"
	Dahlia Dots Begonia 3015-18	Flower centers	3.5"	3.5"	1	3.5"
	Dahlia Dots Posie 3015-21	Snail's shell, leaves, flower centers	7"	7"	2	14"
	Trellis Stripe* Lily 3016-13	Background	8"	14"	4	32"

*One-way pattern

Block Three.....Cutting for 12 Kits


FABRIC		USED FOR	STRIP WIDTH	LENGTH OF EACH SEGMENT	# OF CUT STRIPS	TOTAL # INCHES CUT FROM BOLT
	Trellis Stripe* Thistle 3016-15	Stems	10"	7"	2	20"
	Trellis Stripe* Begonia 3016-18	Bunny's ear	3.5"	3.5"	1	3.5"

Block Four.....Cutting for 12 Kits

FABRIC		USED FOR	STRIP WIDTH	LENGTH OF EACH SEGMENT	# OF CUT STRIPS	TOTAL # INCHES CUT FROM BOLT
	Flower Garden* Lily 3010-11	Background	5"	14"	4	20"
	Early Bloomers Lily 3011-11	Backgrounds	14"	7"	2	28"
	Meadowsweet Blush 3012-17	Backgrounds	7"	7"	2	14"
	Fairybells* Lily 3013-11	Backgrounds	7"	14"	4	28"
	Flower Bed* Begonia 3014-15	Snail's body, hearts	7"	3.5"	1	7"
	Flower Bed* Posie 3014-17	Petals, hearts	7"	10"	3	21"
	Dahlia Dots Lily 3015-11	Backgrounds	7"	7"	2	14"
	Dahlia Dots Posie 3015-21	Snail's Shell	3.5"	3.5"	1	3.5"
	Trellis Stripe* Lily 3016-13	Background	7"	7"	2	14"








Block Four.....Cutting for 12 Kits

*One-way pattern

FABRIC		USED FOR	STRIP WIDTH	LENGTH OF EACH SEGMENT	# OF CUT STRIPS	TOTAL # INCHES CUT FROM BOLT
	Trellis Stripe* Posie 3016-20	Flower pot	4"	7"	2	8"





Block Five.....Cutting for 12 Kits

*One-way pattern







FABRIC		USED FOR	STRIP WIDTH	LENGTH OF EACH SEGMENT	# OF CUT STRIPS	TOTAL # INCHES CUT FROM BOLT
	Early Bloomers Begonia 3011-19	Butterfly wings	3.5"	3.5"	1	3.5"
	Early Bloomers Primrose 3011-23	Bird's body	3.5"	3.5"	1	3.5"
	Meadowsweet Begonia 3012-14	Flower centers	3.5"	3.5"	1	3.5"
	Meadowsweet Blush 3012-17	Flower centers	3.5"	3.5"	1	3.5"
	Fairybells* Blush 3013-20	Background	7"	21"	6	42"
	Flower Bed* Begonia 3014-15	Kitty	7"	10"	3	21"
	Dahlia Dots Lily 3015-11	Background	26"	10"	3	78"
	Dahlia Dots Begonia 3015-18	Flowers, butterfly's body	7"	3.5"	1	7"
	Dahlia Dots Posie 3015-21	Flowers	10"	3.5"	1	10"

*One-way pattern










Block Five.....Cutting for 12 Kits

FABRIC		USED FOR	STRIP WIDTH	LENGTH OF EACH SEGMENT	# OF CUT STRIPS	TOTAL # INCHES CUT FROM BOLT
	Trellis Stripe* Lily 3016-13	Background	7"	7"	2	14"
	Trellis Stripe* Thistle 3016-15	Stems	6"	10"	3	18"
	Trellis Stripe* Begonia 3016-18	Bird's wing, tail, leaves	7"	7"	2	14"
	Trellis Stripe* Posie 3016-20	Leaves	7"	7"	2	14"

Block Six.....Cutting for 12 Kits





FABRIC		USED FOR	STRIP WIDTH	LENGTH OF EACH SEGMENT	# OF CUT STRIPS	TOTAL # INCHES CUT FROM BOLT
	Flower Garden* Lily 3010-11	Background (fussy cut for snail in print)	5"	14"	4	20"
	Early Bloomers Lily 3011-11	Backgrounds, leaves	14"	7"	2	28"
	Meadowsweet Blush 3012-17	Backgrounds, flower	6"	10"	3	18"
	Fairybells** Lily 3013-11	Backgrounds	12"	7"	2	24"
	Flower Bed* Begonia 3014-15	Snail's body, flower center	4"	7"	2	8"
	Flower Bed* Posie 3014-17	Petals	7"	7"	2	14"
	Dahlia Dots Lily 3015-11	Backgrounds	6"	7"	2	12"
	Dahlia Dots Posie 3015-21	Background, snail's shell	6"	7"	2	12"
	Trellis Stripe* Lily 3016-13	Backgrounds	7"	7"	2	14"

Block Seven....Cutting for 12 Kits










FABRIC		USED FOR	STRIP WIDTH	LENGTH OF EACH SEGMENT	# OF CUT STRIPS	TOTAL # INCHES CUT FROM BOLT
	Flower Garden* Primrose 3010-16	Pitcher	10"	7"	2	20"
	Early Bloomers Lily 3011-11	Backgrounds	7"	7"	2	14"
	Meadowsweet Begonia 3012-14	Mouse's body & tail	5"	7"	2	10"
	Meadowsweet Blush 3012-17	Backgrounds	6"	3.5"	1	6"
	Fairybells* Posie 3013-19	Leaves	3.5"	3.5"	1	3.5"
	Flower Bed* Begonia 3014-15	Flower	3.5"	3.5"	1	3.5"
	Flower Bed* Posie 3014-17	Petals, flowers	7"	7"	2	14"
	Dahlia Dots Lily 3015-11	Backgrounds	20"	10"	3	60"
	Dahlia Dots Begonia 3015-18	Mouse's back arm, flower centers	3.5"	3.5"	1	3.5"

Block Seven....Cutting for 12 Kits

*One-way pattern

FABRIC		USED FOR	STRIP WIDTH	LENGTH OF EACH SEGMENT	# OF CUT STRIPS	TOTAL # INCHES CUT FROM BOLT
	Dahlia Dots Posie 3015-21	Mouse's ears, front arm, foot	3.5"	3.5"	1	3.5"
	Trellis Stripe* Lily 3016-13	Background	7"	10"	3	21"
	Trellis Stripe* Begonia 3016-18	Pitcher handle, leaf	3.5"	7"	2	7"
	Trellis Stripe* Posie 3016-20	Flower center, leaves	3.5"	3.5"	1	3.5"

Block Eight.....Cutting for 12 Kits










FABRIC		USED FOR	STRIP WIDTH	LENGTH OF EACH SEGMENT	# OF CUT STRIPS	TOTAL # INCHES CUT FROM BOLT
	Early Bloomers Lily 3011-11	Background	23"	10"	3	69"
	Meadowsweet Thistle 3012-12	Leaves	7"	3.5"	1	7"
	Meadowsweet Begonia 3012-14	Bird's wing	3.5"	3.5"	1	3.5"
	Fairybells* Thistle 3013-14	Flowers	3.5"	7"	2	7"
	Fairybells* Begonia 3013-15	Flower	3.5"	3.5"	1	3.5"
	Fairybells* Posie 3013-19	Flowers	3.5"	7"	2	7"
	Flower Bed* Begonia 3014-15	Flowers, leaves	3.5"	7"	2	7"
	Flower Bed* Posie 3014-17	Flowers, leaves	7"	7"	2	14"
	Dahlia Dots Lily-Thistle 3015-12	Background	23"	7"	2	46"

Block Eight.....Cutting for 12 Kits

*One-way pattern

FABRIC		USED FOR	STRIP WIDTH	LENGTH OF EACH SEGMENT	# OF CUT STRIPS	TOTAL # INCHES CUT FROM BOLT
	Dahlia Dots Begonia 3015-18	Flower centers	3.5"	3.5"	1	3.5"
	Dahlia Dots Posie 3015-21	Bird's body	3.5"	3.5"	1	3.5"
	Trellis Stripe* Thistle 3016-15	Stems	7"	7"	2	14"
	Trellis Stripe* Begonia 3016-18	Basket & handle, leaves	10"	7"	2	20"
	Trellis Stripe* Posie 3016-20	Flower centers	3.5"	3.5"	1	3.5"










Block Nine.....Cutting for 12 Kits

FABRIC		USED FOR	STRIP WIDTH	LENGTH OF EACH SEGMENT	# OF CUT STRIPS	TOTAL # INCHES CUT FROM BOLT
	Early Bloomers Lily 3011-11	Backgrounds	7"	7"	2	14"
	Early Bloomers Primrose 3011-23	Pitcher	10"	7"	2	20"
	Meadowsweet Blush 3012-17	Backgrounds	6"	3.5"	1	6"
	Fairybells* Lily 3013-11	Background	10"	7"	2	20"
	Fairybells* Begonia 3013-15	Flower centers	3.5"	3.5"	1	3.5"
	Fairybells* Posie 3013-19	Flower centers	3.5"	3.5"	1	3.5"
	Flower Bed* Begonia 3014-15	Flowers & hearts	7"	3.5"	1	7"
	Flower Bed* Posie 3014-17	Flowers, hearts, petals	10"	7"	2	20"
	Dahlia Dots Lily 3015-11	Backgrounds	15"	14"	4	60"

*One-way pattern



Block Nine.....Cutting for 12 Kits

FABRIC		USED FOR	STRIP WIDTH	LENGTH OF EACH SEGMENT	# OF CUT STRIPS	TOTAL # INCHES CUT FROM BOLT
	Trellis Stripe* Posie 3016-20	Flower pot, pitcher handle	7"	7"	2	14"

FABRIC		USED FOR	STRIP WIDTH	LENGTH OF EACH SEGMENT	# OF CUT STRIPS	TOTAL # INCHES CUT FROM BOLT
	Flower Garden* Lily 3010-11	Background	5"	7"	2	10"
	Early Bloomers Lily 3011-11	Backgrounds	7"	7"	2	14"
	Early Bloomers Begonia 3011-19	Vase	5"	7"	2	10"
	Early Bloomers Posie 3011-25	Backgrounds	7"	7"	2	14"
	Meadowsweet Begonia 3012-14	Flower	3.5"	3.5"	1	3.5"
	Meadowsweet Blush 3012-17	Background	6"	3.5"	1	6"
	Flower Bed* Begonia 3014-15	Hearts	3.5"	3.5"	1	3.5"
	Flower Bed* Posie 3014-17	Hearts, petals	10"	7"	2	20"
	Dahlia Dots Lily 3015-11	Backgrounds	13"	14"	4	52"

Block Ten....Cutting for 12 Kits

*One-way pattern

FABRIC		USED FOR	STRIP WIDTH	LENGTH OF EACH SEGMENT	# OF CUT STRIPS	TOTAL # INCHES CUT FROM BOLT
	Dahlia Dots Posie 3015-21	Flower center	3.5"	3.5"	1	3.5"
	Trellis Stripe* Thistle 3016-15	Leaves	3.5"	3.5"	1	3.5"

Block Eleven.....Cutting for 12 Kits

FABRIC		USED FOR	STRIP WIDTH	LENGTH OF EACH SEGMENT	# OF CUT STRIPS	TOTAL # INCHES CUT FROM BOLT
	Early Bloomers Posie 3011-25	Bunny	10"	7"	2	20"
	Meadowsweet Begonia 3012-14	Flower pot	9"	7"	2	18"
	Meadowsweet Blush 3012-17	Flower centers	3"	7"	2	6"
	Fairybells* Begonia 3013-15	Leaves	5"	10"	3	15"
	Fairybells* Blush 3013-20	Background	6"	14"	4	24"
	Flower Bed* Begonia 3014-15	Snail's body	5"	3.5"	1	5"
	Flower Bed* Posie 3014-17	Flower pot top	2"	10"	3	6"
	Dahlia Dots Lily 3015-11	Background	9"	14"	4	36"
	Dahlia Dots Lily-Thistle 3015-12	Background	11"	10"	3	33"

Block Eleven.....Cutting for 12 Kits







FABRIC		USED FOR	STRIP WIDTH	LENGTH OF EACH SEGMENT	# OF CUT STRIPS	TOTAL # INCHES CUT FROM BOLT
	Dahlia Dots Posie 3015-21	Snail's shell, bunny's ear & tail	4"	3.5"	1	4"
	Trellis Stripe* Thistle 3016-15	Stems	5"	7"	2	10"
	Trellis Stripe* Posie 3016-20	Bunny's ear, flowers	7"	7"	2	14"
	Trellis Stripe* Lily 3016-13	Background	7"	14"	4	28"

Block Twelve....Cutting for 12 Kits

FABRIC	USED FOR	STRIP WIDTH	LENGTH OF EACH SEGMENT	# OF CUT STRIPS	TOTAL # INCHES CUT FROM BOLT
 Flower Garden* Lily 3010-11	Background	5"	7"	2	10"
 Early Bloomers Lily 3011-11	Backgrounds	7"	7"	2	14"
 Early Bloomers Begonia 3011-19	Butterfly wings	3.5"	3.5"	1	3.5"
 Early Bloomers Posie 3011-25	Backgrounds	7"	7"	2	14"
 Meadowsweet Begonia 3012-14	Flower	3.5"	3.5"	1	3.5"
 Meadowsweet Blush 3012-17	Flower center, Background	7"	3.5"	1	7"
 Fairybells* Begonia 3013-15	Leaves	5"	7"	2	10"
 Flower Bed* Posie 3014-17	Petals	7"	3.5"	1	7"
 Dahlia Dots Lily 3015-11	Backgrounds	5"	10"	3	15"






Block Twelve.....Cutting for 12 Kits

*One-way pattern

FABRIC		USED FOR	STRIP WIDTH	LENGTH OF EACH SEGMENT	# OF CUT STRIPS	TOTAL # INCHES CUT FROM BOLT
	Dahlia Dots Lily-Thistle 3015-12	Background	8"	10"	3	24"
	Dahlia Dots Begonia 3015-18	Butterfly's body	3.5"	3.5"	1	3.5"
	Dahlia Dots Posie 3015-21	Flower center	3.5"	3.5"	1	3.5"
	Trellis Stripe* Thistle 3016-15	Stem, leaves	4"	7"	2	8"
	Trellis Stripe* Posie 3016-20	Flower	3.5"	3.5"	1	3.5"
	Trellis Stripe* Lily 3016-13	Background	6"	10"	3	18"

*One-way pattern

Borders, Sashing, Binding.....Cutting for 12 Kits Block 1 of 1

FABRIC		USED FOR	STRIP WIDTH	LENGTH OF EACH SEGMENT	# OF CUT STRIPS	TOTAL # INCHES CUT FROM BOLT
	Flower Garden* Blush 3010-18	Sashing strips	12"	WOF	12	144" (4 yards)
	Early Bloomers Thistle 3011-16	Backing	4.5 yards	WOF	12	3/bolt = 13.5 yards 4 bolts needed
	Early Bloomers Begonia 3011-19	Outer border	30"	WOF	12	360" (10 Yards)
	Trellis Stripe* Begonia 3016-18	Bias binding	30"	WOF	12	360" (10 Yards)
	Trellis Stripe* Posie 3016-20	Inner border	10"	WOF	12	120" (3 yards 12")