

Slice & Dice

Quilt is 63" x 63".

Supplies

Blocks:

6 light Fat Quarters*

6 dark Fat Quarters

Inner Border &

Border (light): 1¼ yards

Border (dark): 1 yard

Binding: ⅝ yard

Backing: 4⅞ yards


*Fat Quarter=18" x 22"



moda

MODAFABRICS.COM

BSPK1311 — SUGGESTED RETAIL \$6.00



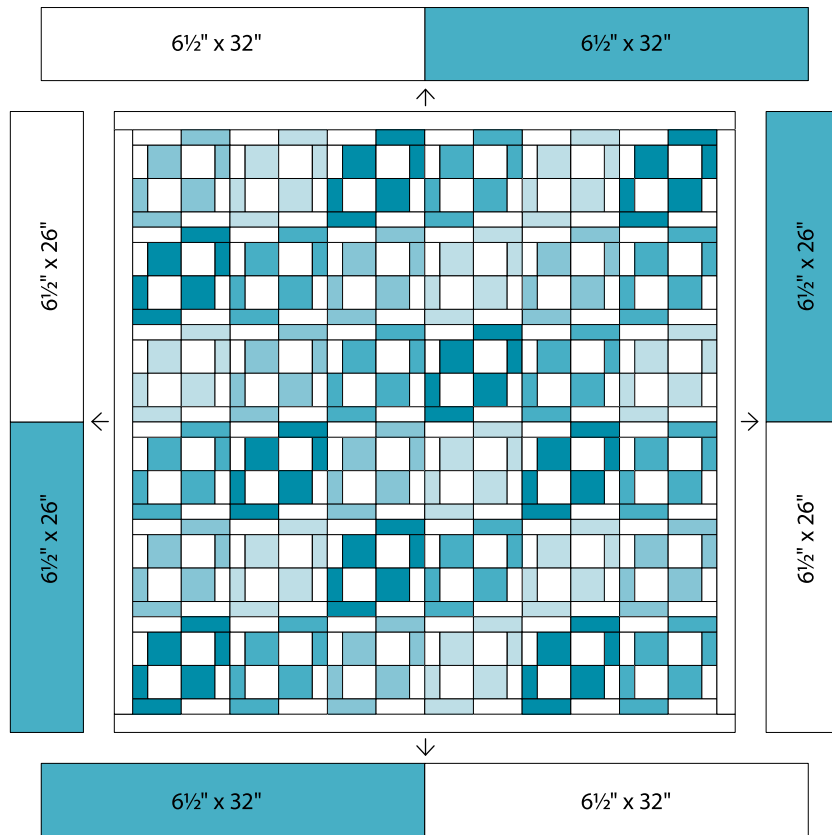
moda
Bella
Solids™

12 pack Slice & Dice

Which colors will you choose?

Quilt is 63" x 63".

- 4 Sew 1-6½" x 26" light and dark border strip together. Make 2. Sew to each side of the quilt. Sew 1-6½" x 32" light and dark border strip together. Make 2. Sew to the quilt top and bottom.



moda

- 5 Layer, quilt and bind.

Slice & Dice

Quilt is 63" x 63".

Cutting

Blocks (light and dark):

From EACH of the 12 Fat Quarters cut:
3-5" x 22" strips

Inner Border and Border (light):

2-6½" x 32" strips for the border
2-6½" x 26" strips for the border
6-2" x width of fabric strips

Sew the strips end to end.

From this long strip cut 2-2" x 51½" and
2-2" x 48½" strips for the inner border.

Border (dark):

2-6½" x 32" strips for the border
2-6½" x 26" strips for the border

Binding:

7-2½" x width of fabric strips.

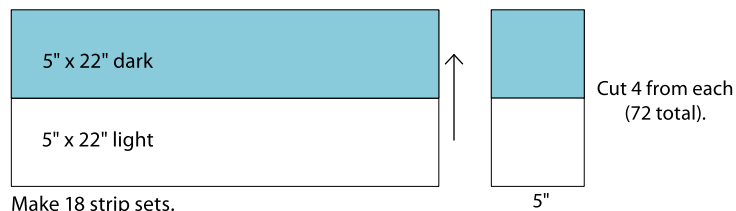
Sew the strips end to end to make the binding.

moda

Construction

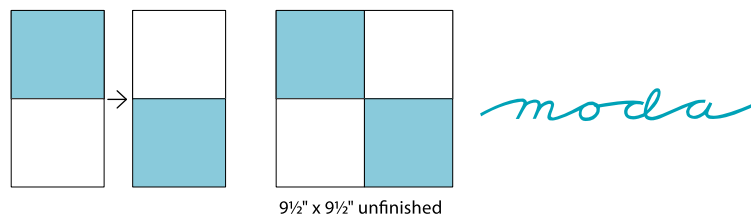
Use $\frac{1}{4}$ " seams. Press in the direction of the arrows in the diagrams.

- 1 Sew 1 light and 1 dark 5" x 22" strip together as shown. Make 18 strip sets. Cut four 5" wide segments from each strip set, for a total of 72 (36 matching pairs).

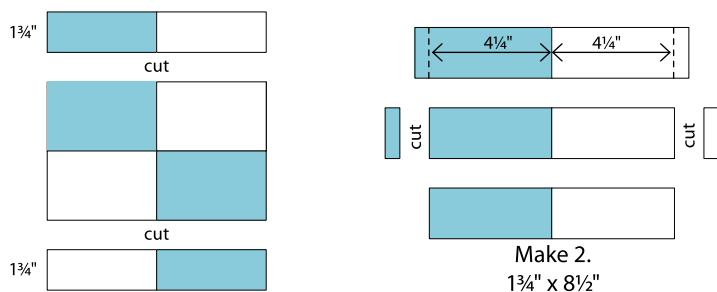


2 To make 1 block:

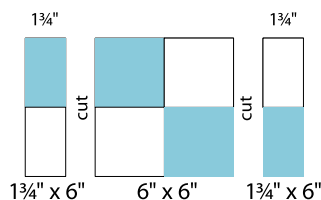
- (A) Join 2 matching segments to make a four-patch.



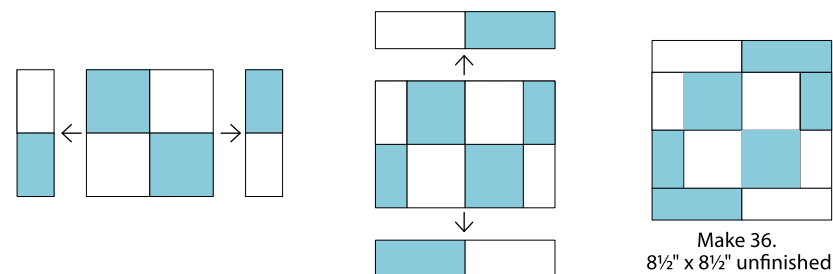
- (B) Cut 1-1 $\frac{3}{4}$ " wide unit from the top and bottom of the four-patch. Trim these 2 units as shown.



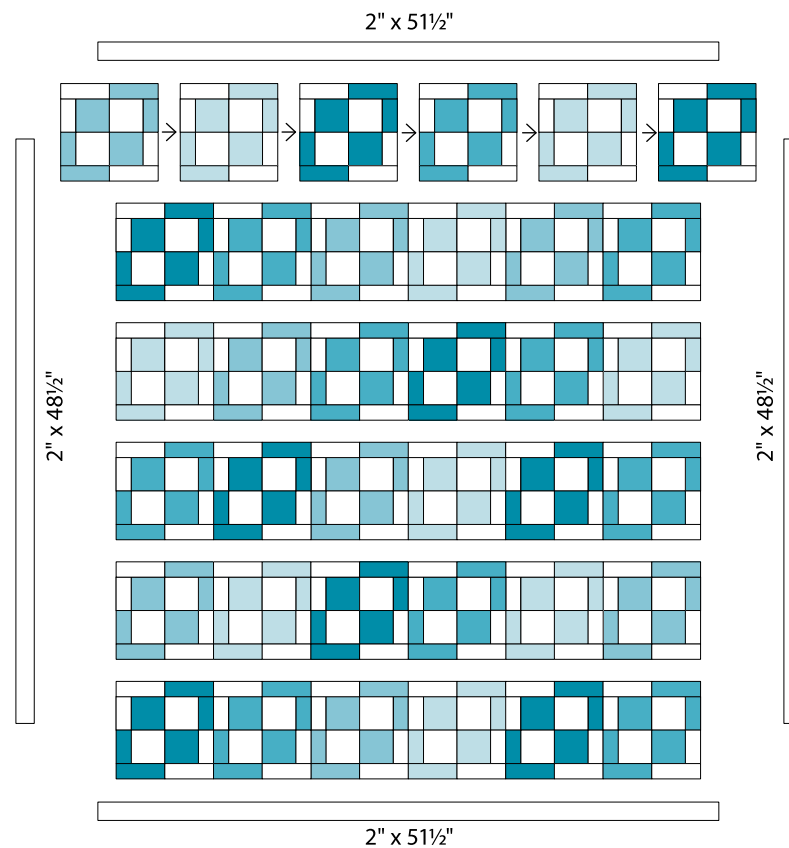
- (C) Cut 1-1 $\frac{3}{4}$ " x 6" unit from the left and right of the four-patch.



- (D) Join the units from C to the sides of the four-patch; join the units from B to the top and bottom to make the block. Make 36.



- 3 Sew 6 blocks together to make 1 row, make 6 total. Press the rows in opposite directions. Join the rows. Add 1-2" x 48 $\frac{1}{2}$ " inner border to each side of the quilt center. Add 1-2" x 51 $\frac{1}{2}$ " inner border to the top and bottom.



Quilt is 51 $\frac{1}{2}$ " x 51 $\frac{1}{2}$ " unfinished.