



Quilt is 76"x92".

hello luscious

by ©  **basicgrey**

moda

hello luscious

by  **basicgrey**

Quilter Basics

Read instructions before beginning a project.
All instructions include a $\frac{1}{4}$ " seam allowance.
22" measurement is approximate.

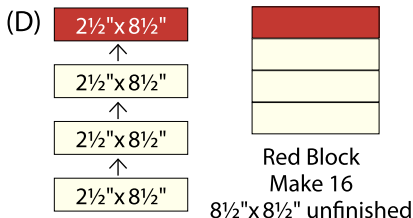
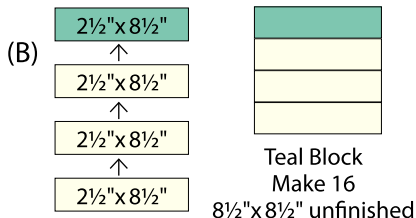
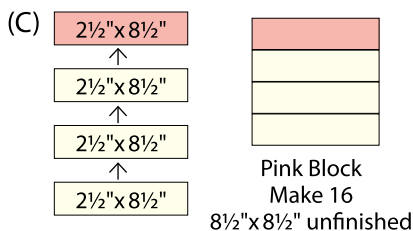
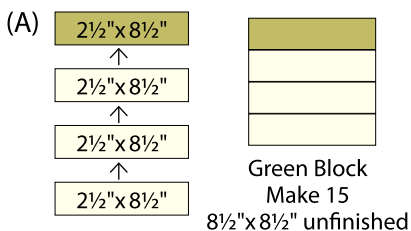
Quilt is 76" x 92".

moda

Quilt Construction

1 Blocks:

- (A) Combine one Green Accent (1-2½" x 8½") and 3 Jelly Roll™ strips (3-2½" x 8½"). Press towards the Accent strip. Make 15.
- (B) Combine one Teal Accent (1-2½" x 8½") and 3 Jelly Roll™ strips (3-2½" x 8½"). Press towards the Accent strip. Make 16.
- (C) Combine one Pink Accent (1-2½" x 8½") and 3 Jelly Roll™ strips (3-2½" x 8½"). Press towards the Accent strip. Make 16.
- (D) Combine one Red Accent (1-2½" x 8½") and 3 Jelly Roll™ strips (3-2½" x 8½"). Press towards the Accent strip. Make 16.



moda

2 You may want to lay out the blocks to make sure you have the serpentine pattern made from the Accent prints.

Combine 7 Blocks to make one row. Make 9 rows.

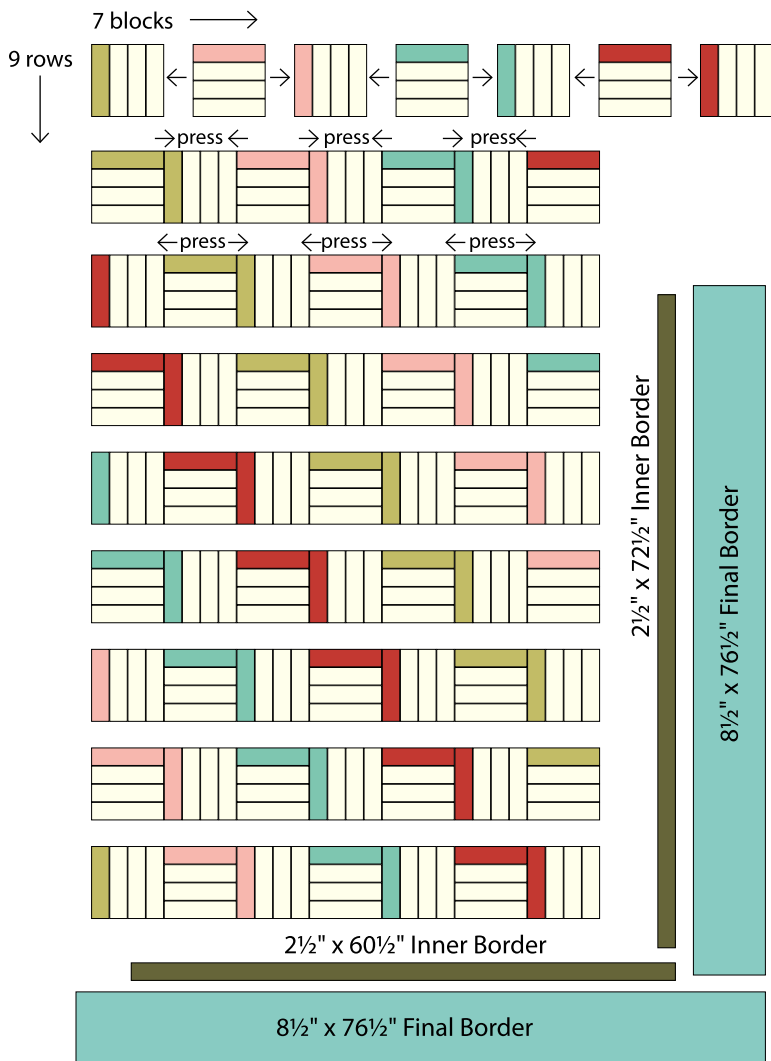
Sew the 2-2½" x 72½" Inner Border strips to the sides of the quilt.

Sew the 2-2½" x 60½" Inner Border strips to the top and bottom.

Sew the 4-8½" x 76½" Final Border strips to the sides, top and bottom.

Layer, quilt and bind. ENJOY!

moda



Finished quilt is 76" x 92".

hello luscious

by  **basicgrey**

Quilt is 76"x92".

Fabric Requirements _____

Block: 1 Jelly Roll™ (40-2½"x WOF strips)(30280JR)

Accents: 4 assorted prints ⅓ yard of EACH
(30150 136, 30150 139, 30150 140, 30150 141)

Inner Border & Binding: 1¼ yards (30281 17)

Final Border: 2¼ yards (30280 12)

Backing: 5½ yards

moda

Cutting _____

Block:

from EACH strip cut
5-2½"x 8½" rectangles
(You will need a total of 189)

Accents:

from EACH of the 4 prints cut
1-8½"x WOF strip
subcut 16-8½"x 2½"

Inner Border & Binding:

Cut 17-2½"x WOF strips
Sew 8 strips together
subcut 2-2½"x 72½"
2-2½"x 60½"

Join 9 remaining strips for binding

Final Border:

4-8½"x 76½" strips (cut the length of the fabric)

pattern directions by Lisa Christensen

moda

MODAFABRICS.COM

PS30280 — SUGGESTED RETAIL \$6.00

