

# MY FAVORITE COLOR IS MODA - BLOCKS 12, 13 & 14


WRITTEN BY: Michelle White

This August, we're sewing and talking about Blocks 12, 13 & 14 of the My Favorite Color is Moda sampler quilt-along.



If you haven't joined in on the quilt-along yet, there's always time to catch up! Check with your local quilt shop for the pattern and any fabric or kits they've put together. We'll be sharing a new block or blocks on the First Tuesday of every month for the rest of 2021.

Note: If you're sewing ahead, check the end of this post for all current pattern corrections.



This month, finally some 'small' blocks! And yes, in this quilt, a 9" finished block is 'small'. Not only that, but we're circling back around to sharing blocks using the Primrose Garden Bella Solids, which can only mean one thing:


***We're over half-way through!***

You've made it through giant 36" blocks, 204 half square triangles (so far), and piecing trimmed on 8ths. You are a quilting rock star! Quilting Olympics, here we come!



*Original image from Time.com*


So where does that put you in terms of what's been sewn and what's still coming up in the sampler? Here's a larger view of which blocks we've sewn up in each colorway (Blocks 1-14), to help motivate you for the rest.



**Primrose Garden**



**Coastal Cool**



**Tropical Getaway**



Cookie Tin



Trading Post





### **Pink Lemonade**

Have fun with your Blocks 12, 13 & 14 this August! Make sure to share your blocks on social media using #MyFavoriteColorIsModa so that we can follow along with your progress, and see what fun other versions of things you come up with! We'll be sharing photos and blocks from the hashtag throughout the quilt-along.

Have a terrific August!

For a PDF of this post - My Favorite Color is Moda Blocks 13, 14 & 15

-----

***MFCIM Pattern Correction Notes:***

For ALL blocks, the measurement given for Finished Size is the size once the block is sewn into the quilt (after taking out seam allowance). A block with a finished size of 18"x18" will measure 18½"x18½" when the piecing is completed but is not yet sewn into the final quilt.

BLOCK 17: In the 'Piecing' section, the third block pairing reads correctly that you should use Fabric 1 & 6 to make HST. However, the thumbnail image for the HST shows the incorrect fabrics, they should be the Green and Pink for Fabrics 1 and 6. All of the cutting instructions are correct for the block.

BLOCK 18: In the 'Piecing' section, the thumbnail images for the block components are correct, but the fabrics listed for each are wrong. The first thumbnail needs Fabric 1 & 9, and the second thumbnail need Fabric 8 & 1. All of the cutting instructions are correct for the block.

We will continue to list any pattern corrections in these blog posts for your reference.