

Bordered Star

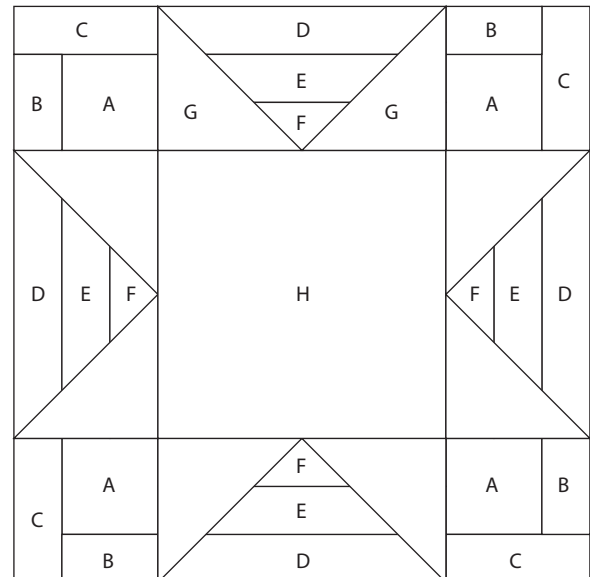
by Corey Yoder of Coriander Quilts

I love this little Bordered Star block. Not only is it a pretty addition to our Blockheads quilt, but it makes a beautiful pillow as well. Want a peek at the pillow? Be sure to stop by the Coriander Quilts YouTube channel to see my pillow made using Starberry fabrics and see how you can make one of your own! -- Corey



Cutting Instructions

Qty	6" finished block	12" finished block
4	1 ½" squares (A)	2 ½" squares (A)
4	1" x 1 ½" rectangles (B)	1 ½" x 2 ½" rectangles (B)
4	2" x 1" rectangles (C)	3 ½" x 1 ½" rectangles (C)
4	3 ½" x 1" rectangles (D)	6 ½" x 1 ½" rectangles (D)
4	3 ½" x 1" rectangles (E)	6 ½" x 1 ½" rectangles (E)
4	3 ½" x 1" rectangles (F)	6 ½" x 1 ½" rectangles (F)
8	2" squares (G)	3 ½" squares (G)
1	3 ½" square (H)	6 ½" square (H)



Use this block to plan color and fabric placement!

My Swatches

A B C D E F

G H





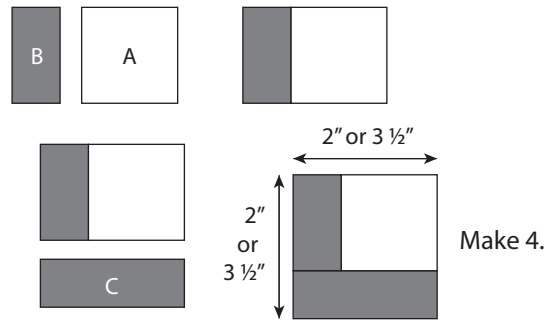
Piecing Instructions

Step 1

Sew a B rectangle to one side of an A square as shown. Press towards the B rectangle.

Sew a C rectangle to the bottom of the A/B unit as shown. Press towards the C rectangle.

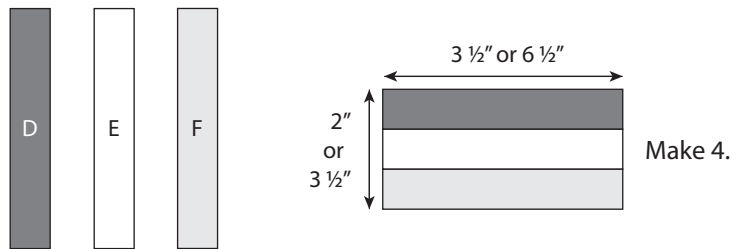
Repeat to make 4 corner units measuring 2" (6" block) or 3 1/2" (12" block).



Step 2

Sew a D rectangle, an E rectangle, and an F rectangle as shown.

Repeat to make 4 units measuring 2" x 3 1/2" (6" block) or 3 1/2" x 6 1/2" (12" block).



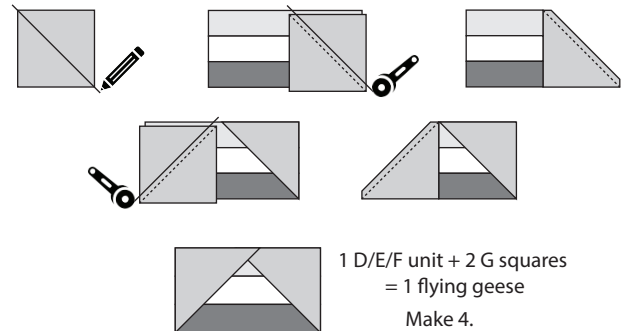
Step 3

On the wrong side of each G square, draw a line from one corner to the opposing corner as shown.

Align a G square on one end of a D/E/F unit, right sides together, as shown. Stitch on the drawn line, and trim the seam to 1/4". Press the seam to the G triangle.

Align another G square on the other end of the D/E/F unit, right sides together, as shown. Stitch on the drawn line, and trim the seam to 1/4". Press the seam to the G triangle to complete the flying geese.

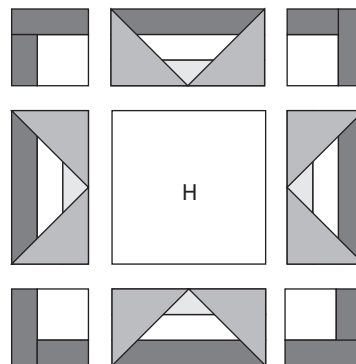
Repeat to make 4 flying geese. Trim units to 2" x 3 1/2" (6" block) or 3 1/2" x 6 1/2" (12" block).



Step 4

Lay out corner units, flying geese, and H square as shown.

Join units to make the full block. Trim to 6 1/2" or 12 1/2".



Get to know Corey...

I thank my lucky stars that...
I have so many wonderful people in my life.

Star Trek, Star Wars, or Dancing With the Stars?
Ryan and I have watched a lot of Star Trek: Voyager over the years!





Additional Coloring Blocks

