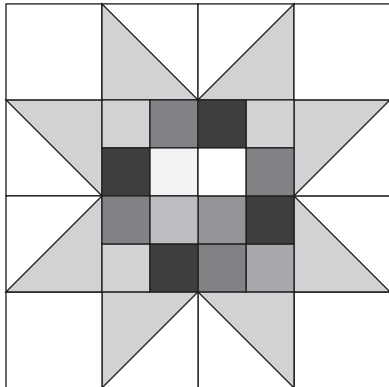




SCAN ME



## 16-Patch Star

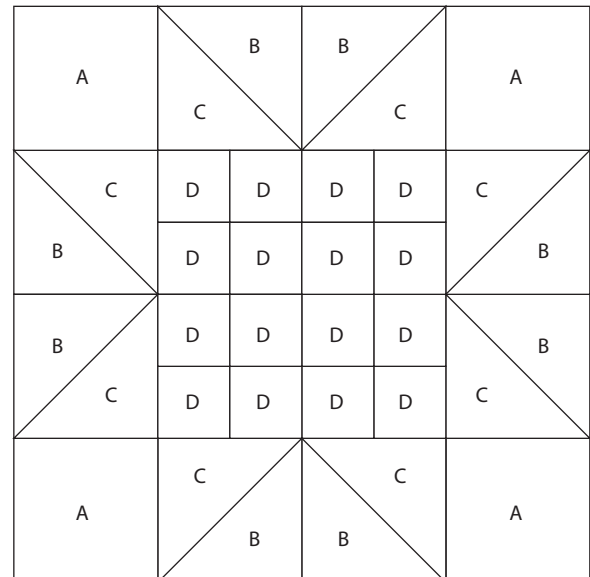
by Alexia Marcelle Abegg of Ruby Star Society

I love combining bits and pieces of different traditional quilt blocks. The 16-patch block is one that I always go back to again and again. It can be scrappy or coordinated, and any which way, it always looks great. When I was brainstorming star blocks for this creative challenge, I thought the patchwork squares could add such a nice visual texture to the center of a star. I hope you enjoy making this block!

@alexiamarcelleabegg alexiamarcelleabegg.com

### Cutting Instructions

Qty	6" finished block	12" finished block
4	2" squares (A)	3 1/2" squares (A)
4	2 1/2" squares (B)	4" squares (B)
4	2 1/2" squares (C)	4" squares (C)
16	1 1/4" squares (D)	2" squares (D)



Use this block to plan color and fabric placement!

### My Swatches

A  B  C  D  D  D

D





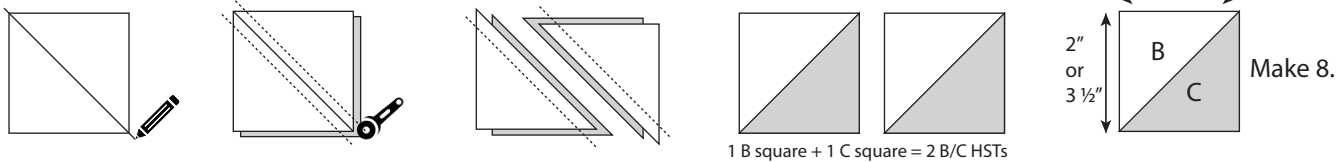
## Piecing Instructions

### Step 1

On the wrong side of each B square, draw a line from one corner to the opposing corner as shown.

Place B and C squares right sides together. Stitch a scant  $\frac{1}{4}$ " seam on both sides of the drawn line. Cut the square apart on the line to yield 2 HSTs, and press the seams to the darker triangles (C).

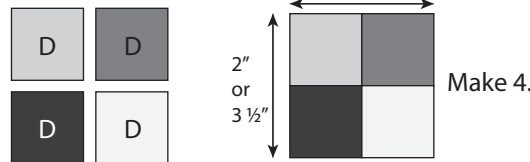
Repeat to make 8 B/C HSTs. Trim HSTs to 2" (6" block) or 3  $\frac{1}{2}$ " (12" block).



### Step 2

Sew 4 A squares together to make a four-patch unit.

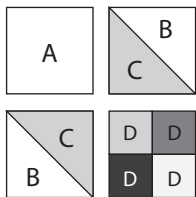
Make 4 four-patch units measuring 2" (6" block) or 3  $\frac{1}{2}$ " (12" block).



### Step 3

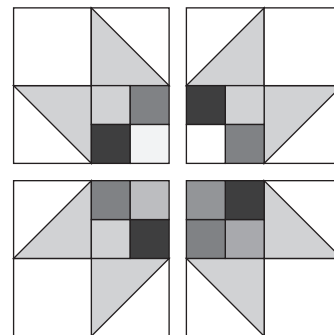
Lay out 1 A square, 2 B/C HSTs, and 1 four-patch unit as shown.

Join to make a unit measuring 3  $\frac{1}{2}$ " (6" block) or 6  $\frac{1}{2}$ " (12" block). Repeat to make 4 units.



### Step 4

Join units as shown to make the full block. Trim to 6  $\frac{1}{2}$ " or 12  $\frac{1}{2}$ ".



## Get to know Alexia...

I know the stars have aligned when...  
*Something I've created brings someone joy.*

I'd be totally star-struck if I could meet...  
*Julia Louis-Dreyfus*

If I could wish on a star, I'd wish for...  
*6 to 7 puppies.*

Star Trek, Star Wars, or Dancing With the Stars?  
*Star Trek.*

I thank my lucky stars that...  
*I get to be creative every day.*





## Additional Coloring Blocks

