

## Southern Star

by Jenelle Kent of Pieces to Treasure

I love making patchwork star blocks, and I wanted a star that was a little different to the ones I usually sew. I have been experimenting with this one repeated in a full quilt and thought it would be fun to use for Blockheads.

The Star is named after the Southern Cross, which is a constellation you can see in the Southern Hemisphere, and it is featured on our Australian flag.



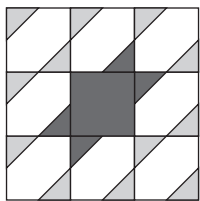
@piecestotreasure



piecestotreasure.com

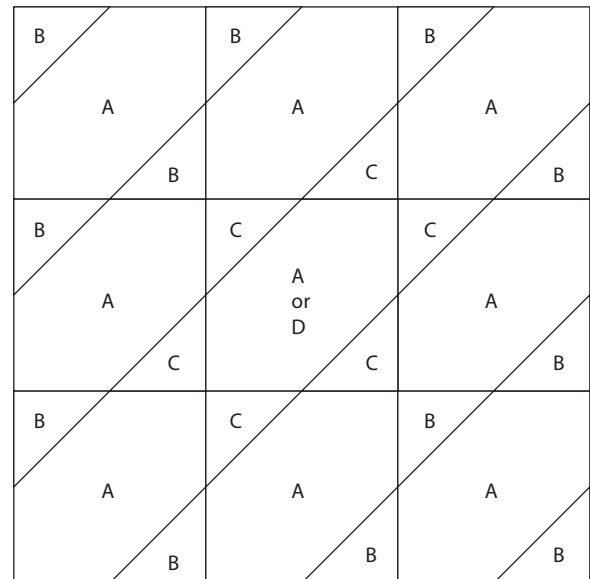
### Cutting Instructions

Qty	6" finished block	12" finished block
9	2 1/2" squares (A)	4 1/2" squares (A)
12	1 1/2" squares (B)	2 1/2" squares (B)
6	1 1/2" squares (C)	2 1/2" squares (C)
opt.	(1) 2 1/2" square (D)	(1) 4 1/2" square (D)



\*Color option: Use the same fabric for the center square and contrasting C squares.


For this option, cut 8 A squares, 4 C squares, and 1 D square.




Use this block to plan color and fabric placement!

### My Swatches


A



B



C



D



(optional)





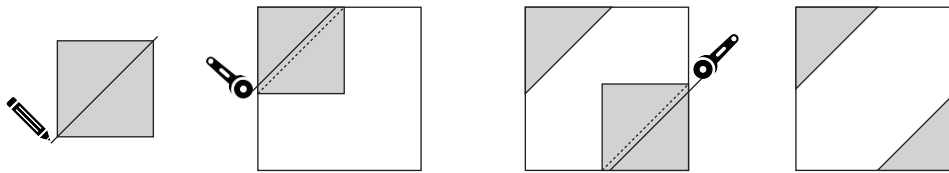
## Piecing Instructions

### Step 1

On the wrong side of each B square, draw a line from one corner to the opposing corner as shown.

Place a B square in the top left corner of an A square, right sides together, as shown. Stitch on the line. Trim the seam to  $\frac{1}{4}$ ", and press the seam to the B triangle.

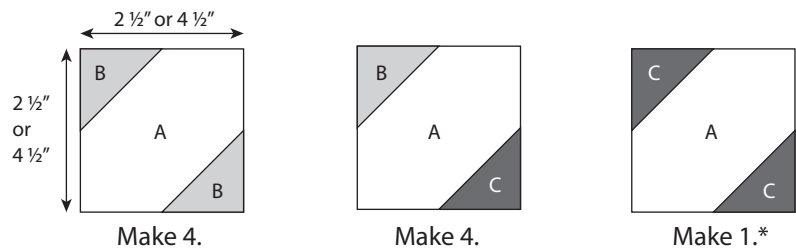
Place a B square in the bottom right corner of the same A square, right sides together, as shown. Stitch on the line. Trim the seam to  $\frac{1}{4}$ ", and press the seam to the B triangle to make an A/B unit.



### Step 2

Repeat to make 4 A/B units, 4 A/B/C units, and 1 A/C unit as shown.

*\*Color option: Do not make an A/C unit. Instead, use the D square for the center square.*

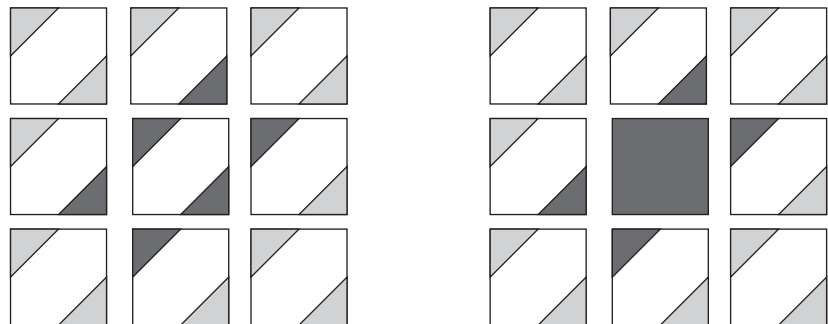


Trim all units to  $2\frac{1}{2}$ " (6" block) or  $4\frac{1}{2}$ " (12" block).

### Step 3

Lay out A/B units, A/B/C units, and A/C unit or D square as shown.


Join units to make the full block. Trim to  $6\frac{1}{2}$ " or  $12\frac{1}{2}$ ".




*\*Color option*


## Get to know Jenelle...

 I know the stars have aligned when...  
*My seams match up.*

 I'd be totally star-struck if I could meet...  
*Hugh Jackman – no explanation necessary.*

 If I could wish on a star, I'd wish for...  
*A bobbin that never runs out!*

 Star Trek, Star Wars, or Dancing With the Stars?  
*Definitely Dancing with the Stars – if there is good music playing, I can't sit still!*

 I thank my lucky stars that...  
*I have the most fabulous family!*





**Additional Coloring Blocks**

