

Kimberly's Moda Blockheads #4 Quilt Setting

Finished Quilt Size: 51" x 51"

Blocks Needed:

- 9 - 9" Finished Blocks
- 27 - 4 1/2" Finished Blocks

Blockheads Link:

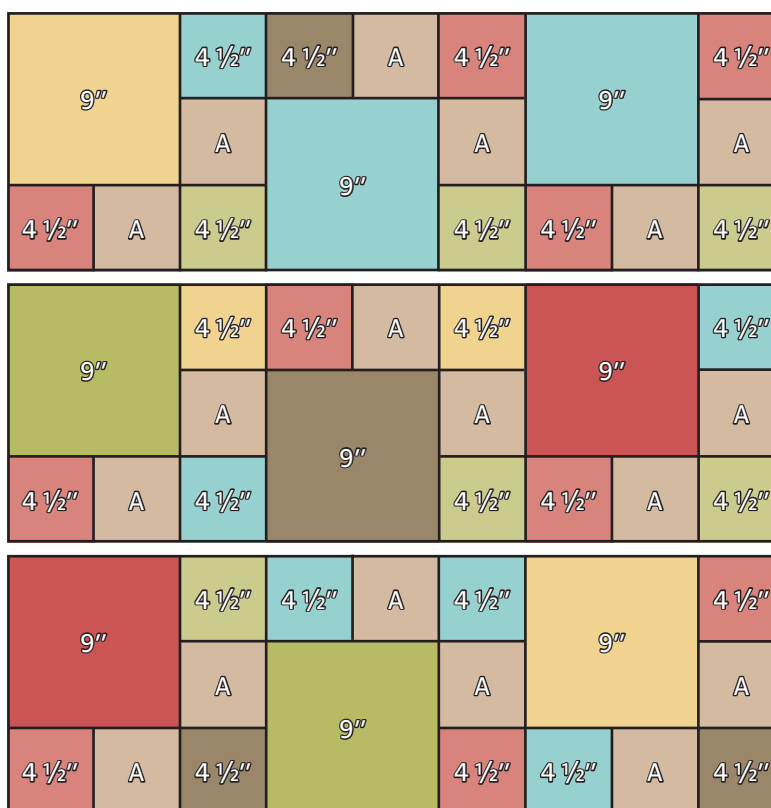
www.modafabrics.com/inspiration-resources/blockheads-4-archive

Finishing	Quantity & Size
Accent: 5/8 yard	A 18 - 5" squares
Inner Borders: 3/8 yard	B 5 - 1 1/2" x width of fabric strips
Outer Borders: 1 yard	C 6 - 4 1/2" x width of fabric strips
Binding: 5/8 yard	D 6 - 2 1/2" x width of fabric strips
Backing: 3 1/2 yards	

Quilt Center:

Assemble Quilt Center. Press open.

Quilt Center should measure 41" x 41".



❖ Kimberly's Moda Blockheads #4 Quilt Setting ❖

Innen Bordens:

Piece the Fabric B strips end to end.

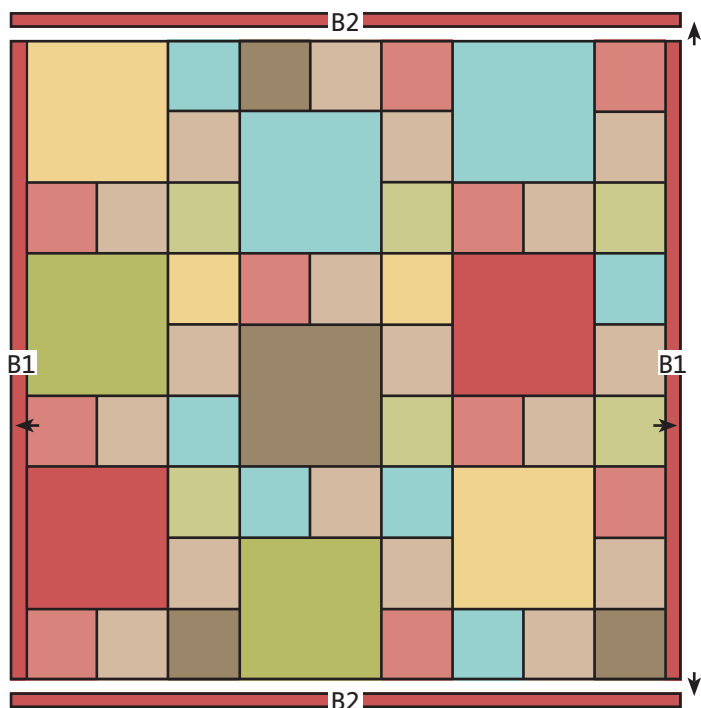
Subcut into:

2 - 1 1/2" x 41" strips (Side Inner Borders - B1)

2 - 1 1/2" x 43" strips (Top and Bottom Inner Borders - B2)

Attach Side Inner Borders.

Attach Top and Bottom Inner Borders.



Outer Bordens:

Piece the Fabric C strips end to end.

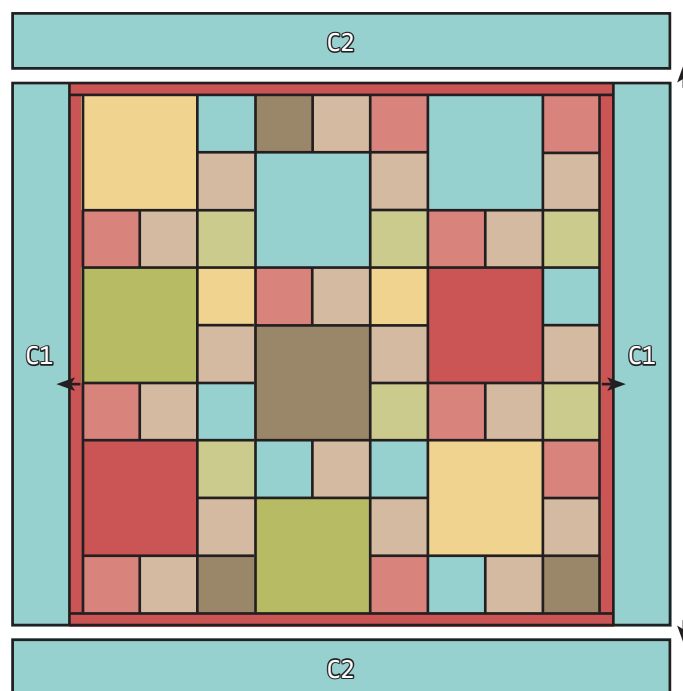
Subcut into:

2 - 4 1/2" x 43" strips (Side Outer Borders - C1)

2 - 4 1/2" x 51" strips (Top and Bottom Outer Borders - C2)

Attach Side Outer Borders.

Attach Top and Bottom Outer Borders.



Finishing:

Piece the Fabric D strips end to end for binding.

Quilt and bind as desired.