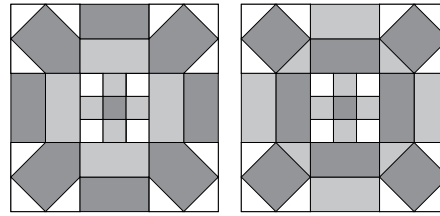
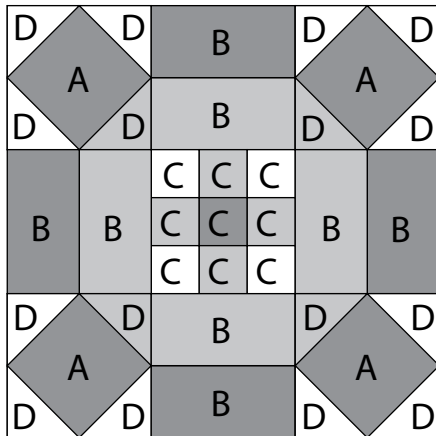


Join the Moda Block Heads Facebook group for more info and updates!

BH4 Block 1 – Square Wheel

By Lynne Hagmeier of Kansas Troubles Quilters



Color/shading options.

Piecing & Cutting Notes:

- This block uses connector/flip-and-sew corners for the D triangles.

Cutting Instructions:

9" Finished Block:

- A - (4) squares - 3½" x 3½"
- B - (8) rectangles - 2" x 3½" (4 each.)
- C - (9) squares - 1½" x 1½" (4 + 4 + 1.)
- D - (16) squares - 2" x 2"

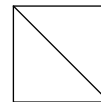
4½" Finished Block:

- A - (4) squares - 2" x 2"
- B - (8) rectangles - 1¼" x 2" (4 each.)
- C - (9) squares - 1" x 1" (4 + 4 + 1.)
- D - (16) squares - 1¼" x 1¼"

All seams are a scant ¼" unless specified otherwise.

Assembly

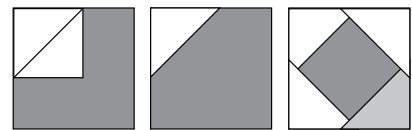
1. On the wrong side of the D squares, draw a line from one corner to the opposing corner.
 - Or use Diagonal Seam Tape as a guide.
2. With right sides together, align the D squares in the corners of the A squares as shown. Stitch on the line. Trim seam to ¼" and press the seam to the triangle.



Repeat for remaining corners.

Squares will measure 3½" x 3½" or 2" x 2"

3. Join two B rectangles. Press the seam in one direction - or press it open. Repeat to make 4 units.

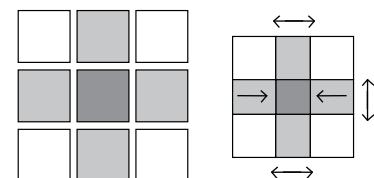
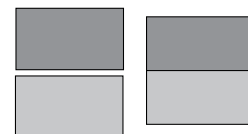


Squares will measure 3½" x 3½" or 2" x 2"

4. Join the (9) C squares to make a nine-patch.

Press the seams in the direction of the arrows.

Nine-patch will measure 3½" x 3½" or 2" x 2".

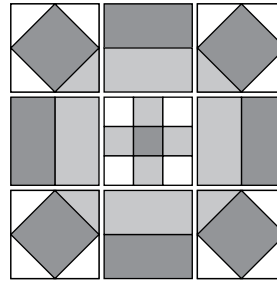


- 9" block - all units will measure 3½" x 3½".
- 4½" block - all units will measure 2" x 2".

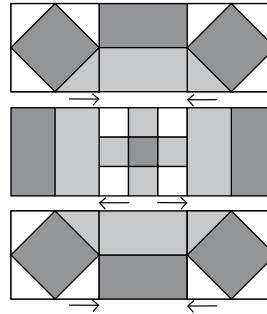
BLOCK HEADS 4

Join the Moda Block Heads Facebook group for more info and updates!

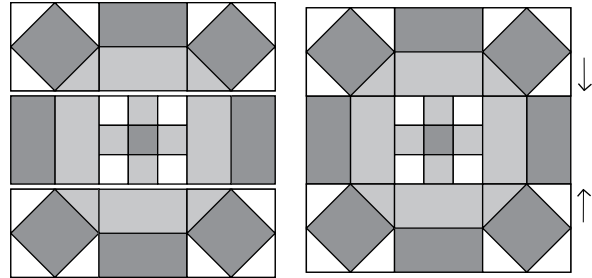
5. Lay out the units as shown.



6. Join the units to make three rows. Press the seams in the direction of the arrows - or press them open.



6. Join the rows to complete the block. Press the seams in the direction of the arrows - or press them open.



- 9" block - block will measure 9½" x 9½".
- 4½" block - block will measure 5" x 5".

Stitching with Lynne...

- The quilting tip I wish I'd learned when I first started is... spray sizing is magic for flattening seams.
- My best advice to new quilters is to... start with a simple project to learn the basics.
- When it comes to quilting/sewing tools, don't get between me and my... Quilters Select rotary cutter, rulers and mat.
- Don't tell anyone, but when I'm sewing, I don't worry about... perfection.
- My "rock-star stitch group" includes... our KTQ employees -Joy Johnson, Lisa Smith and Tammy Kuntz. I couldn't get it all done without these lovely ladies.

Keeping up with Lynne...

- Instagram - @lynnektq
- Website - www.ktquilts.com
- Facebook - Kansas Troubles Quilters Lynne Hagmeier
- Pinterest - Kansas Troubles