

BLOCK HEADS

ROUND 2



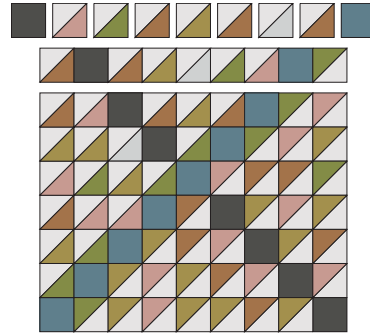

WHAT YOU'LL NEED

For fabric choices refer to the block diagram

A: 17 squares 2 1/2" x 2 1/2"

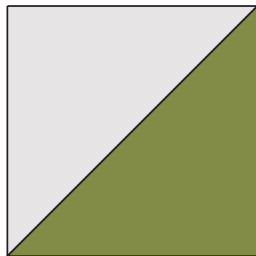
B: 64 squares 2 7/8" x 2 7/8"

2. Arrange half-square-triangle-units, and A squares into nine rows. Sew the units into rows and press. Join the rows and press to complete the block.
Block measures 18 1/2" x 18 1/2".




ASSEMBLY

1. Referring to BASIC INSTRUCTIONS half-square-triangles layer a light and a dark B square. Make a total of 64 half-square-triangle-units. Trim the units to 2 1/2" square.



ALTERNATIVE COLOR WAY



Click to connect with us



2018 Block Heads
Participating Designers
For more info about the designer click on their name

Share your blocks on social media
#modablockheads
#showmethemoda

[Betsy Chutchian](#)
[Brigitte Heitland of Zen Chic](#)
[Carrie Nelson](#)
[Corey Yoder](#)
[Jan Patek](#)
[Jo Morton](#)
[Laurie Simpson](#)
[Lisa Bongeant of Primitive Gatherings](#)
[Lynne Hagmeier of Kansas Troubles](#)
[Barbara & Mary of Me & My Sister Designs](#)
[Sherri McConnell](#)
[Stacy Iest Hsu](#)
[Vanessa Goertzen of Lella Boutique](#)