



Quilt is 84" x 96".

*moda*

# Modern Building Blocks

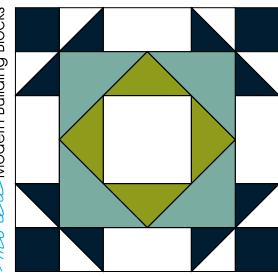
# Modern Building Blocks *moda*

Quilt is 84" x 96".

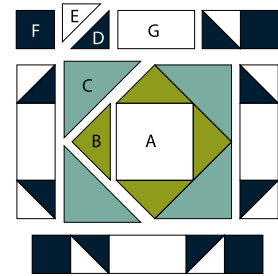
**Block Construction** Use 1/4" seams and press in the direction of the arrows.

- There are 48 blocks in the quilt top; 2-36" blocks, 1-30" block, 1-24" block, 5-18" blocks, 9-12" blocks, and 30-6" blocks (see the chart page 2). Make the larger blocks first to make the best use of the fabrics. *Note: When cutting pieces for one block save any extras as they may be used in other blocks.*
- There is one card for each block.

Modern Building Blocks



Block 29 6" x 6" finished



Bella Solids  
 ● 9900 192 ● 9900 20  
 ● 9900109 ○ 9900 281

Block Cutting

A	○	1-2½" square	
B	●	1-3¼" square	⊠
C	●	2-2⅞" squares	⊠
D	●	4-1⅞" squares	⊠
E	○	4-1⅞" squares	⊠
F	●	4-1½" squares	
G	○	4-2½" x 1½"	

Modern Building Blocks

block diagram

block # finished size

block assembly

Bella Solids

fabrics used in block

Block Cutting

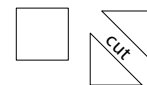
cutting chart

			cutting symbols
piece label	Bella Solid used	cutting	
			⊠
			⊠

Two symbols are used in the cutting chart.

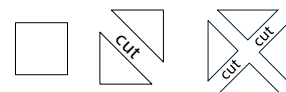
⊠ = half square triangle

Cut the square once from corner to corner.



⊠ = quarter square triangle

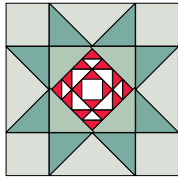
Cut the square twice from corner to corner.




*moda*

# Quilt Blocks

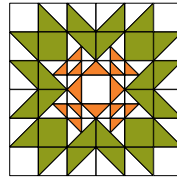
1-24" block, 1-30" block and 2-36" blocks



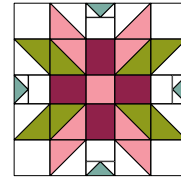
Block 1 36" square



Block 2 36" square

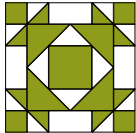


Block 3 30" square




Block 4 24" square


5-18" blocks



Block 5



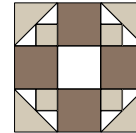
Block 6



Block 7




Block 8




Block 9

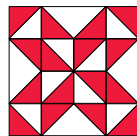
9-12" blocks



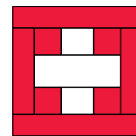
Block 10



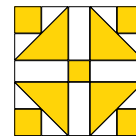
Block 11



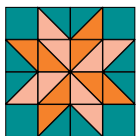
Block 12



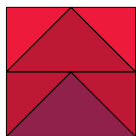
Block 13



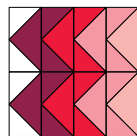
Block 14




Block 15



Block 16



Block 17



Block 18

30-6" blocks



Block 19



Block 20



Block 21



Block 22



Block 23



Block 24



Block 25



Block 26



Block 27



Block 28



Block 29



Block 30



Block 31



Block 32



Block 33



Block 34



Block 35



Block 36



Block 37



Block 38



Block 39



Block 40



Block 41



Block 42



Block 43



Block 44



Block 45



Block 46



Block 47

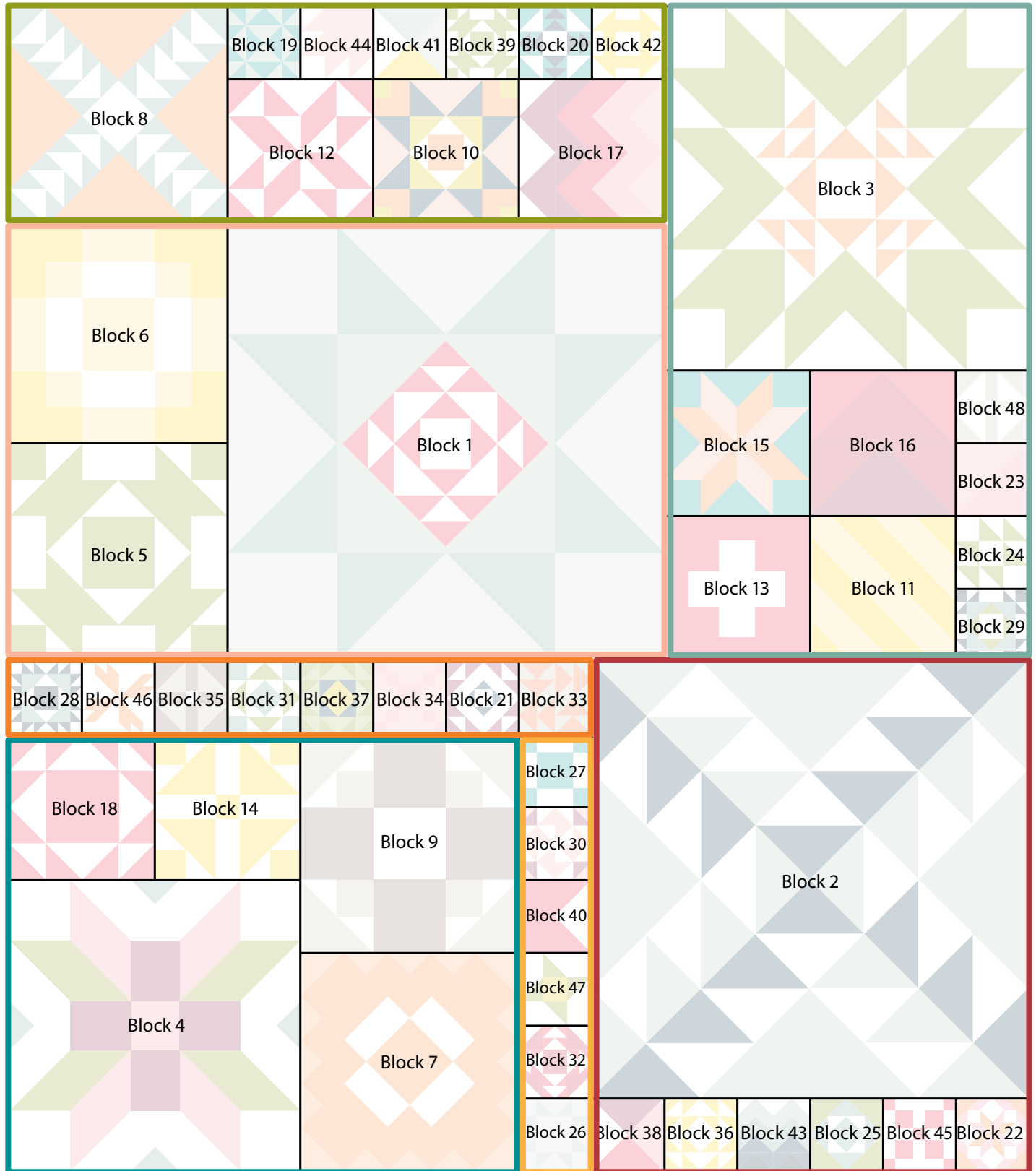


Block 48

# Block Placement Diagram

Section A

Section C



Section D

Section E

Section G

*moda*

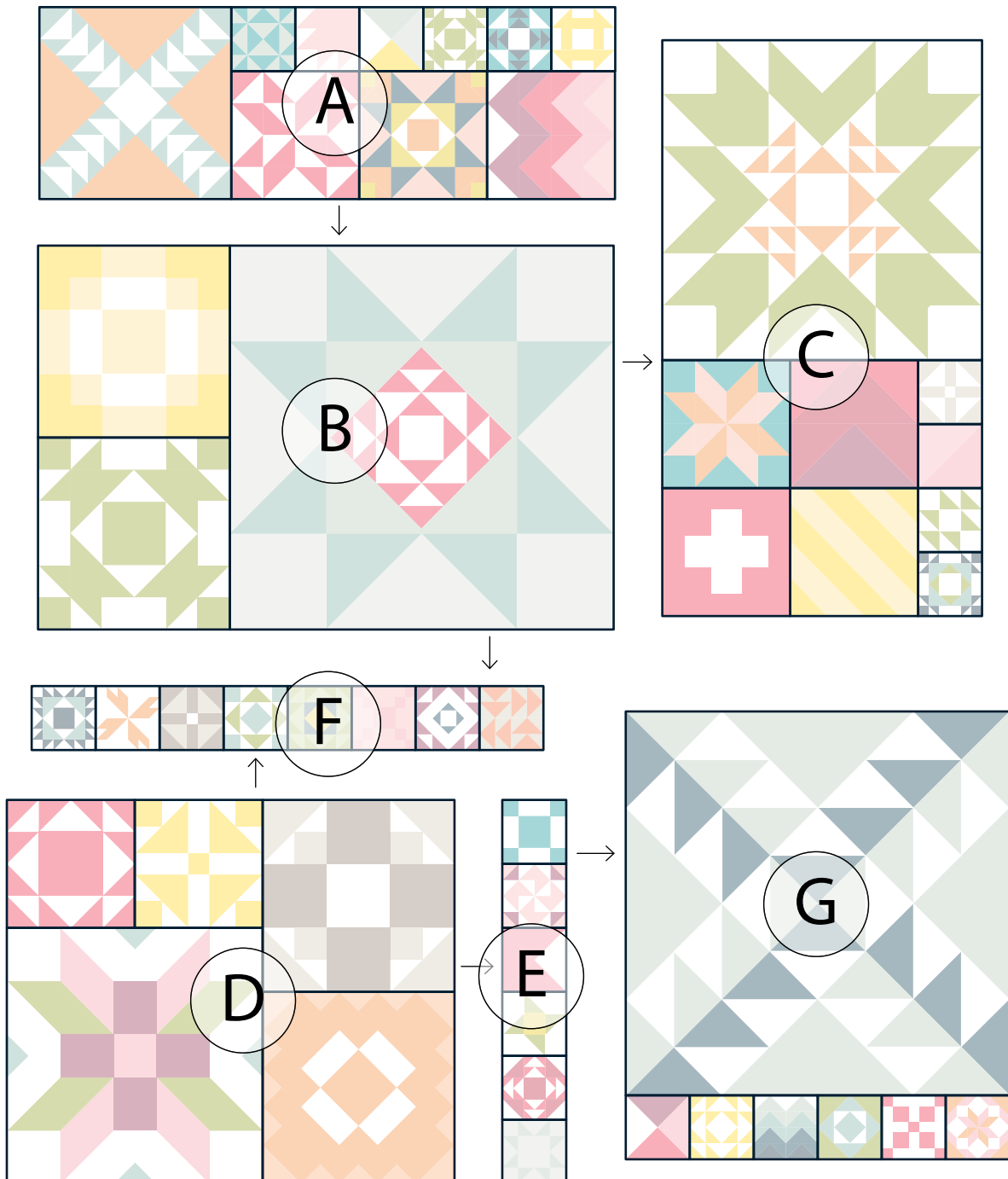
## Quilt Assembly

Arrange and sew sections A, B, C, D, E, F, and G.

Join sections A and B to make A/B. Join sections A/B and C to make A/B/C.

Join section D and E to make D/E. Join sections D/E and F to make D/E/F. Join sections D/E/F and G to make D/E/F/G.

Join sections A/B/C and D/E/F/G. Layer, quilt and bind.
























*moda*

moda

# Modern Building Blocks

Quilt is 84" x 96".

## Fabric Requirements

Bella Solids for blocks			
	9900 230	Cherry	1 yard
	9900 113	Barn Door	1 Fat Quarter*
	9900 217	Boysenberry	½ yard
	9900 27	30's Pink	⅝ yard
	9900 166	Amelia Pink	½ yard
	9900 281	Eggshell	3 yards
	9900 78	Peach	½ yard
	9900 79	Ochre	1 yard
	9900 221	Sunflower	¾ yard
	9900 130	Sunshine	½ yard
	9900 211	Citrine	1 Fat Quarter
	9900 134	Pistachio	1 Fat Quarter
	9900 192	Leaf	1 yard
	9900 37	Mist	1 yard
	9900 87	Teal	1⅛ yards
	9900 109	Pond	¾ yard
	9900 174	American Blue	⅝ yard
	9900 20	Navy	1 Fat Quarter
	9900 270	Lagoon	1 Fat Quarter
	9900 241	Flax	1 Fat Quarter
	9900 129	Weathered Teak	1 Fat Quarter

\*Fat Quarter=18" x 22"

**Binding:** ⅞ yard (9900-20)

**Backing:** 8¾ yards

moda

MODAFABRICS.COM

*Moda Building Blocks features  
Bella Solids by Moda*