# Moda Cuddle Charm Quilt

Quilt is 48" x 48" finished.

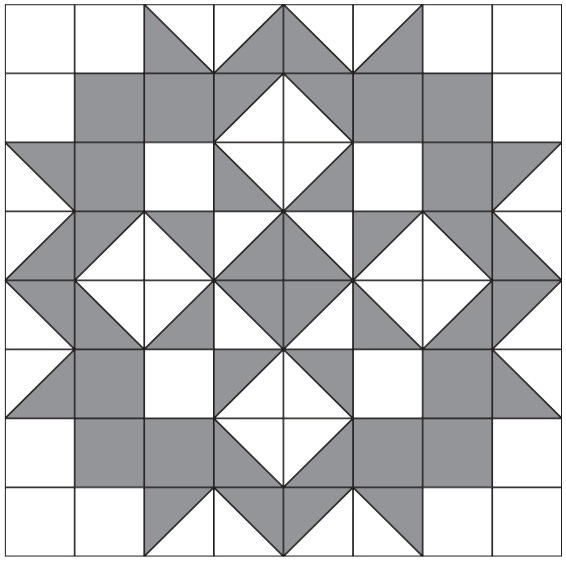

## SUPPLIES NEEDED

ASSORTED QUILTING CUDDLE FAT QUARTERS (MINIMUM OF 6)

1 ½ YARD BACKGROUND

½ YARD BINDING

2 ½ YARD BACKING

It's Sew Emma - Triangles on a Roll - 6"

*HINT: If desired, add borders to increase size. Yardage not included.*

## CUTTING

1. From the Assorted Fat Quarters
   - Cut (9) 7 ½" Strips from the FQs
   - Cut (12) 6 ½" squares
2. From the Background:
   - Cut (4) 7 ½" x Width of Fabric strips.
   - Cut (16) 6 ½" x 6 ½" squares
3. From the Binding:
   - Cut (5) 2¼" x Width of Fabric strips. Sew the strips end to end to make the binding.

## INSTRUCTIONS

*Use ¼" seams. Press in the direction of the arrows.*

1. Make Half Square Triangle Blocks:
   A. Use instructions on It's Sew Emma Triangle On a Roll Papers to make 36 HSTs with print/background Cuddle combinations.

**For step-by-step video instructions scan the QR code below!**

2. Arrange and sew (36) half square triangle blocks, (12) 6½" printed Cuddle squares, and (16) 6 ½" background Cuddle squares into 8 rows as shown. Press seams in alternating directions (evens to one side, odds to the other side) so the seams nest. Join the rows.

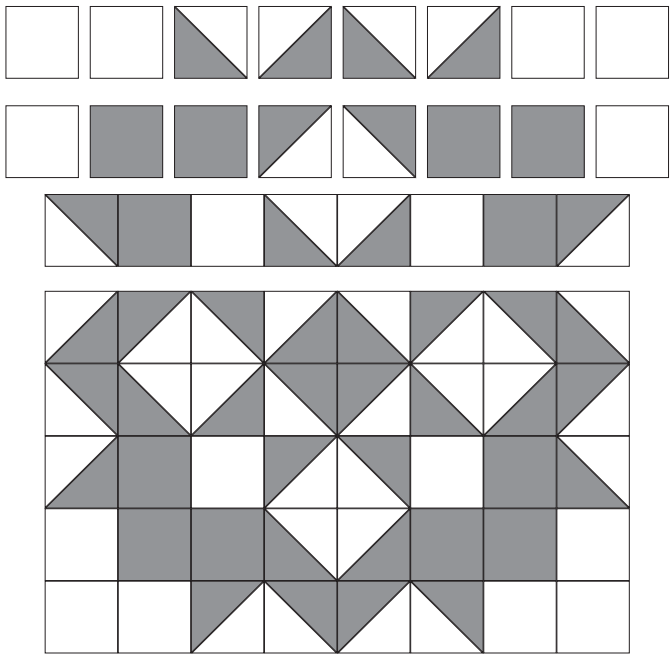

# Moda Cuddle Charm Quilt

COLORING SHEET