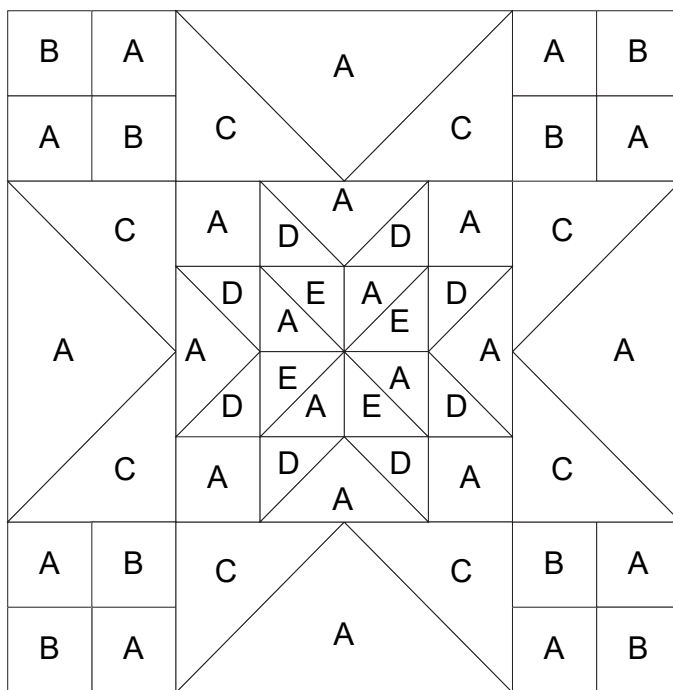






MODA BAKE SHOP



FARMHOUSE STAR



2020 QUILT-ALONG

SUMMER IN THE COUNTRY

FEATURING:

Back Porch
by Me & My Sister

DESIGNED BY:

Susan Vaughan
@feltedpear

INGREDIENTS

FROM FABRIC A, CUT:

- * (12) 2" squares
- * (4) 2" x 3½" rectangles
- * (2) 2½" squares
- * (4) 3½" x 6½" rectangles

FROM FABRIC B, CUT:

- * (8) 2" squares

FROM FABRIC C, CUT:

- * (8) 3½" squares

FROM FABRIC D, CUT:

- * (8) 2" squares

FROM FABRIC E, CUT:

- * (2) 2½" squares

COORDINATING BELLA SOLIDS:

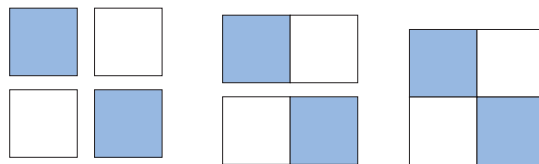
- 9900 200 (white)
- 9900 397 (light blue)
- 9900 123 (red)
- 9900 395 (dark blue)

YIELD 12" finished block

SUMMER IN THE COUNTRY: FARMHOUSE STAR

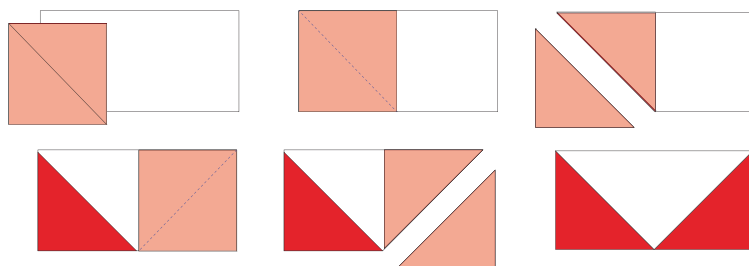
STEP 1. MAKE 4-PATCHES

Using (2) 2" Fabric B squares and (2) 2" Fabric A squares assemble four patch units as shown. Make (4) four patch units each measuring 3½" square unfinished.



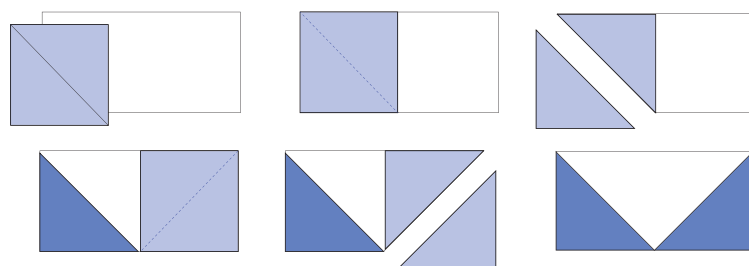
STEP 2. MAKE OUTER STAR

Draw a diagonal line on the back of each 3½" x 3½" Fabric C square. Place a Fabric C square right sides together on the right hand side of a 3½" x 6½" Fabric A rectangle. Sew along the line and trim ¼" away from the seam. Press out. Repeat on the left hand side, creating a flying geese unit. Make (4) flying geese units each measuring 3½" x 6½" unfinished.



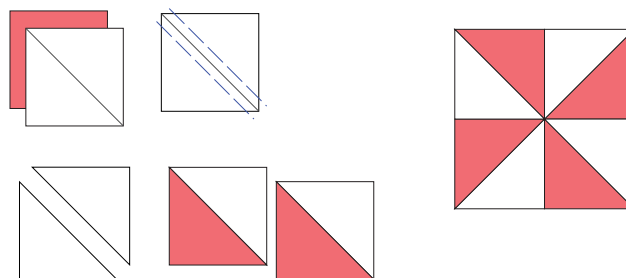
STEP 3. MAKE INNER STAR

Draw a diagonal line on the back of each 2" x 2" Fabric D square. Place a Fabric D square right sides together on the right hand side of a 2" x 3½" Fabric A rectangle. Sew along the line and trim ¼" away from the seam. Press out. Repeat on the left hand side, creating a flying geese unit. Make (4) flying geese unit each measuring 2" x 3½" unfinished.



STEP 4. MAKE PINWHEEL

Draw a line on the back of each 2½" Fabric A square. With right sides together, layer 1 Fabric E square and one 2½" Fabric A square. Sew ¼" on each side of marked lines. Cut along the diagonal line. Press to the print fabric and trim squares to 2" square. Repeat to make (4) 2" squares.



ASSEMBLE THE BLOCK

Join block units as shown. Trim block to 12½" unfinished size.

