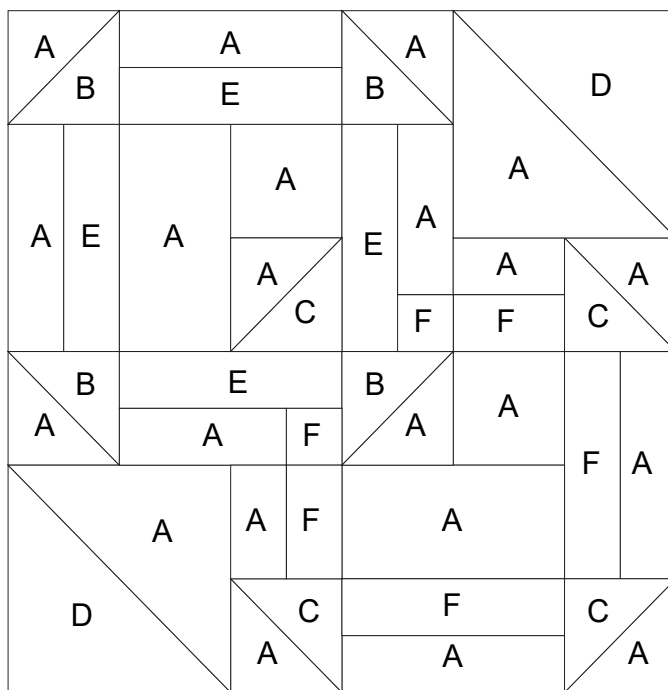
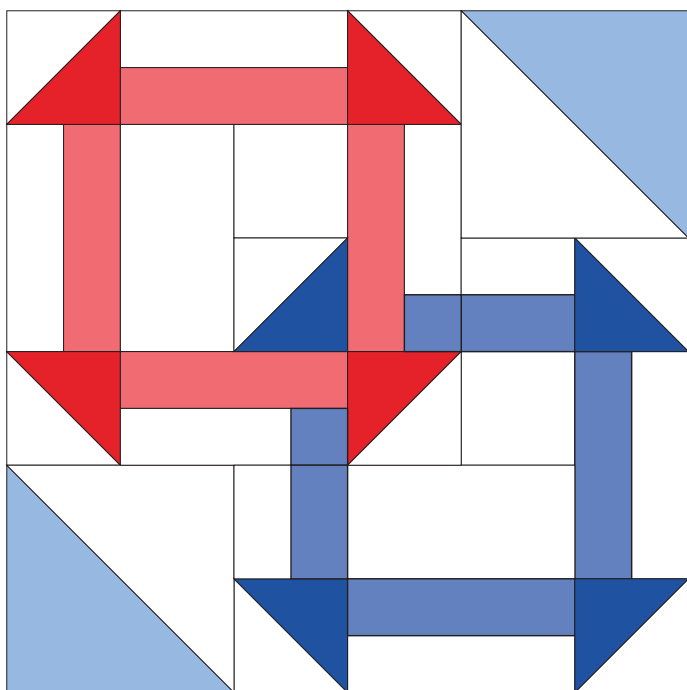





# MODA BAKE SHOP



## ICE CREAM CHURN



2020 QUILT-ALONG

## SUMMER IN THE COUNTRY

### FEATURING:

Back Porch  
by Me & My Sister

### DESIGNED BY:

LisaJo Girodat  
@neverlandstitches

## INGREDIENTS

### FROM FABRIC A, CUT:

- \* (4) 3" squares
- \* (1) 5" square
- \* (2) 1.5" x 2.5" rectangles
- \* (2) 1.5" x 3.5" rectangles
- \* (4) 1.5" x 4.5" rectangles
- \* (2) 2.5" squares
- \* (2) 2.5" x 4.5" rectangles

### FROM FABRIC B, CUT:

- \* (2) 3" squares

### FROM FABRIC C, CUT:

- \* (2) 3" squares

### FROM FABRIC FABRIC D, CUT:

- \* (1) 5" square

### FROM FABRIC FABRIC E, CUT:

- \* (4) 1.5" x 4.5" rectangles

### FROM FABRIC FABRIC F, CUT:

- \* (2) 1.5" squares
- \* (2) 1.5" x 2.5" rectangles
- \* (2) 1.5" x 4.5" rectangles

**YIELD** 12" finished block

### COORDINATING BELLA SOLIDS:

- 9900 200 (white)
- 9900 397 (light blue)
- 9900 123 (red)
- 9900 395 (dark blue)

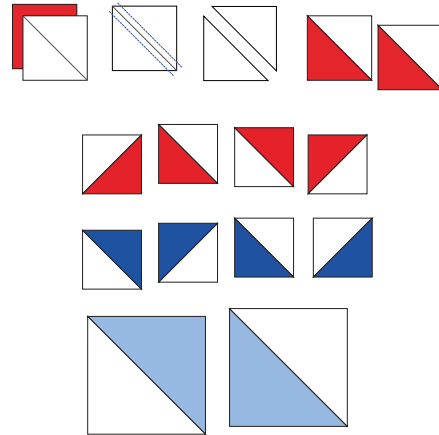
# SUMMER IN THE COUNTRY: ICE CREAM CHURN

## STEP 1. MAKE HALF SQUARE TRIANGLES

Draw a diagonal line on the wrong side of all Fabric A 3" and 5" squares. Place (1) 3" square right sides together with Fabric B square. Sew  $\frac{1}{4}$ " away from each side of the marked line. Trim apart on line and press. Trim to 2½" square.

Repeat process to make a total of:

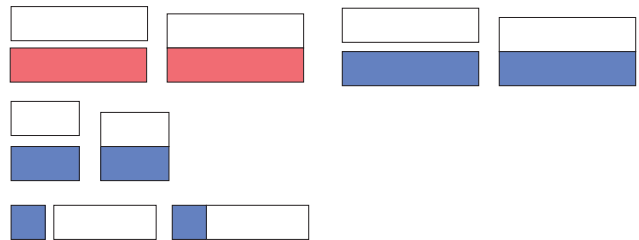
- \* 4 Fabric A + B at 2½" square
- \* 4 Fabric A + C at 2½" square
- \* 2 Fabric A + D at 4½" square



## STEP 2. MAKE 2-PATCHES

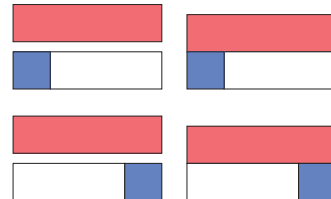
Sew 2-patch units by joining:

- \* 1½" x 4½" Fabric A + E rectangles; make 2 units
- \* 1½" x 4½" Fabric A + F rectangles; make 2 units
- \* 1½" x 2½" Fabric A + F rectangles; make 2 units
- \* 1½" Fabric F squares + 1½" x 3½" Fabric A rectangles



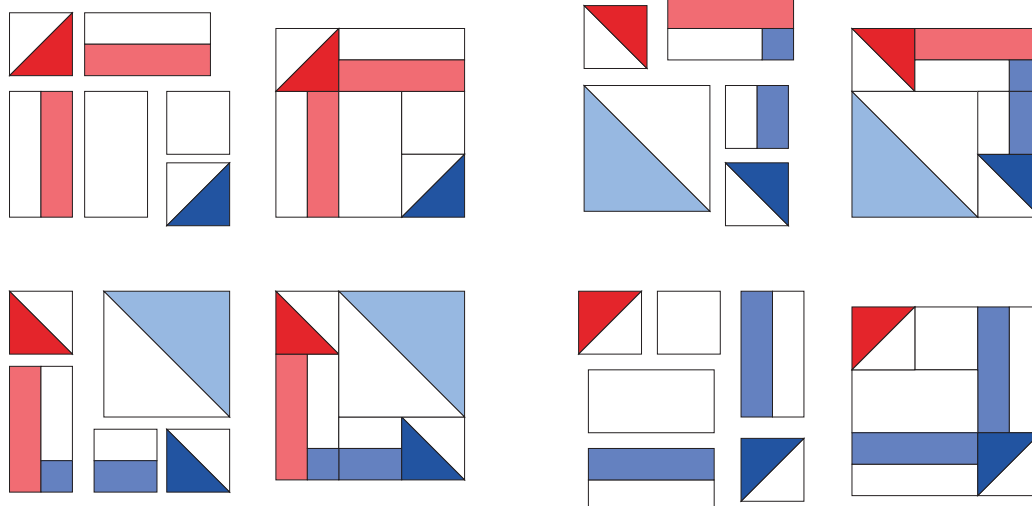
## STEP 3. MAKE 3-PATCHES

Join Fabric A + F units made above with 1½" x 4½" Fabric E rectangles. Note the position of the Fabric F square on opposite sides of the each unit.



## STEP 4. ASSEMBLE QUADRANTS

Join remaining Fabric A pieces with sewn units to create the four block quadrants as shown.



# SUMMER IN THE COUNTRY: ICE CREAM CHURN

## ASSEMBLE THE BLOCK

Join block units as shown. Trim block to 12½" unfinished size.

